



# Club Health Assessment for District 300B 1 through December 2025

|                               |                                                                                             |              | Status                              | Membership              |                   |                     |                     |                         | Reports                               |                                |                                |                                 |                   | Finance                              | LCIF            |               |
|-------------------------------|---------------------------------------------------------------------------------------------|--------------|-------------------------------------|-------------------------|-------------------|---------------------|---------------------|-------------------------|---------------------------------------|--------------------------------|--------------------------------|---------------------------------|-------------------|--------------------------------------|-----------------|---------------|
| Club Number                   | Club Name                                                                                   | Charter Date | Times in Status Quo in Past 2 Years | Current Member Count ** | YTD Members Added | YTD Members Dropped | YTD Net Growth% *** | Member Count 1 Year Ago | Dropped Members Avg.Length of Service | Months Since Membership Update | Current Officers Reported **** | Current President Repeated Term | VP Reported ***** | Last Date Reported Service (mm/yyyy) | Account Balance | YTD Donations |
| Clubs less than two years old |                                                                                             |              |                                     |                         |                   |                     |                     |                         |                                       |                                |                                |                                 |                   |                                      |                 |               |
| 191435                        | New Taipei City Hai Ta Wang                                                                 | 12/29/2025   | Newly Chartered                     | 45                      | 45                | 0                   | 100.00%             | 0                       |                                       | 0                              | Y                              |                                 |                   |                                      |                 |               |
| Clubs more than two years old |                                                                                             |              |                                     |                         |                   |                     |                     |                         |                                       |                                |                                |                                 |                   |                                      |                 |               |
| 52933                         | NEW TAIPEI CITY AN KUEI<br>Exc Award (06/30/2016, 06/30/2022)                               | 04/17/1992   | Active                              | 64                      | 6                 | 0                   | 10.34%              | 66                      |                                       | 2                              | Y                              |                                 |                   | 04/2024                              |                 |               |
| 144240                        | New Taipei City Campus Blood<br>Exc Award (06/30/2023)                                      | 12/23/2020   | Active                              | 38                      | 3                 | 0                   | 8.57%               | 25                      |                                       | 4                              | Y                              |                                 |                   | 03/2025                              |                 |               |
| 39297                         | NEW TAIPEI CITY CENTRAL<br>Exc Award (06/30/2022, 06/30/2025)                               | 01/15/1981   | Active                              | 38                      | 1                 | 1                   | 0.00%               | 35                      | 13                                    | 0                              | Y                              |                                 |                   | 04/2023                              |                 |               |
| 108883                        | NEW TAIPEI CITY CHANG JUNG<br>Exc Award (06/30/2016, 06/30/2022, 06/30/2023, 06/30/2025)    | 07/01/2010   | Active                              | 40                      | 0                 | 0                   | 0.00%               | 40                      |                                       | 0                              | N                              |                                 |                   | 12/2025                              |                 |               |
| 77877                         | NEW TAIPEI CITY CHEN SHAN MEI<br>Exc Award (06/30/2016, 06/30/2022, 06/30/2023, 06/30/2025) | 11/26/2003   | Active                              | 56                      | 1                 | 0                   | 1.82%               | 51                      |                                       | 0                              | Y                              |                                 |                   | 02/2024                              | 90+ Days        |               |
| 64755                         | NEW TAIPEI CITY CHENG KUN<br>Exc Award (06/30/2016, 06/30/2022, 06/30/2023, 06/30/2024)     | 10/26/2001   | Active                              | 45                      | 0                 | 0                   | 0.00%               | 45                      |                                       | 3                              | Y                              |                                 |                   | 03/2023                              |                 |               |
| 59862                         | NEW TAIPEI CITY CHESS KING<br>Exc Award (06/30/2016, 06/30/2022)                            | 07/14/1997   | Active                              | 15                      | 0                 | 0                   | 0.00%               | 16                      |                                       | 6                              | N                              |                                 |                   | 11/2023                              |                 |               |
| 55316                         | NEW TAIPEI CITY CHI HSIEN<br>Exc Award (06/30/2023)                                         | 02/21/1994   | Active                              | 35                      | 2                 | 1                   | 2.94%               | 26                      | 2                                     | 0                              | N                              |                                 |                   | 07/2024                              |                 |               |
| 42452                         | NEW TAIPEI CITY CHIN SHAN<br>Exc Award (06/30/2021, 06/30/2022)                             | 03/21/1983   | Active(1)                           | 13                      | 0                 | 0                   | 0.00%               | 16                      |                                       | 6                              | N                              | None                            |                   | 03/2023                              |                 |               |
| 116065                        | NEW TAIPEI CITY CHING YING<br>Exc Award (06/30/2016, 06/30/2022, 06/30/2023)                | 02/13/2012   | Active                              | 25                      | 10                | 0                   | 66.67%              | 25                      |                                       | 0                              | N                              |                                 |                   | 08/2025                              | 90+ Days        |               |
| 60580                         | NEW TAIPEI CITY CHU LIN<br>Exc Award (06/30/2016, 06/30/2023)                               | 03/31/1998   | Active                              | 29                      | 4                 | 0                   | 16.00%              | 27                      |                                       | 5                              | Y                              |                                 |                   | 04/2024                              | 90+ Days        |               |
| 53953                         | NEW TAIPEI CITY CHUNG HSIAO                                                                 | 12/31/1992   | Active                              | 36                      | 0                 | 0                   | 0.00%               | 36                      |                                       | 4                              | Y                              |                                 |                   | 02/2024                              |                 |               |




## Club Health Assessment for District 300B 1 through December 2025

|                                                            |                               |              | Status                              | Membership              |                   |                     |                   |                         |                                       | Reports                        |                                |                                 |                   | Finance                              | LCIF            |               |
|------------------------------------------------------------|-------------------------------|--------------|-------------------------------------|-------------------------|-------------------|---------------------|-------------------|-------------------------|---------------------------------------|--------------------------------|--------------------------------|---------------------------------|-------------------|--------------------------------------|-----------------|---------------|
| Club Number                                                | Club Name                     | Charter Date | Times in Status Quo in Past 2 Years | Current Member Count ** | YTD Members Added | YTD Members Dropped | YTD Net Growth*** | Member Count 1 Year Ago | Dropped Members Avg.Length of Service | Months Since Membership Update | Current Officers Reported **** | Current President Repeated Term | VP Reported ***** | Last Date Reported Service (mm/yyyy) | Account Balance | YTD Donations |
| Exc Award (06/30/2021, 06/30/2023)                         |                               |              |                                     |                         |                   |                     |                   |                         |                                       |                                |                                |                                 |                   |                                      |                 |               |
| 43531                                                      | NEW TAIPEI CITY CHUNG KANG    | 02/22/1984   | Active                              | 72                      | 15                | 0                   | 26.32%            | 65                      |                                       | 2                              | Y                              |                                 |                   | 12/2025                              | 90+ Days        |               |
| Exc Award (06/30/2016, 06/30/2022, 06/30/2024)             |                               |              |                                     |                         |                   |                     |                   |                         |                                       |                                |                                |                                 |                   |                                      |                 |               |
| 43916                                                      | NEW TAIPEI CITY CHUNG SHAN    | 05/30/1984   | Active                              | 126                     | 0                 | 0                   | 0.00%             | 125                     |                                       | 6                              | Y                              |                                 |                   | 11/2023                              |                 |               |
| Exc Award (06/30/2016, 06/30/2022)                         |                               |              |                                     |                         |                   |                     |                   |                         |                                       |                                |                                |                                 |                   |                                      |                 |               |
| 29931                                                      | NEW TAIPEI CITY CHUNG YANG    | 11/12/1974   | Active                              | 29                      | 4                 | 0                   | 16.00%            | 35                      |                                       | 5                              | Y                              |                                 |                   | 12/2022                              | 90+ Days        |               |
| Exc Award (06/30/2023)                                     |                               |              |                                     |                         |                   |                     |                   |                         |                                       |                                |                                |                                 |                   |                                      |                 |               |
| 57843                                                      | NEW TAIPEI CITY CHUNG YI      | 02/12/1996   | Active                              | 41                      | 0                 | 0                   | 0.00%             | 36                      |                                       | 2                              | Y                              |                                 |                   | 01/2025                              |                 |               |
| Exc Award (06/30/2023)                                     |                               |              |                                     |                         |                   |                     |                   |                         |                                       |                                |                                |                                 |                   |                                      |                 |               |
| 57258                                                      | NEW TAIPEI CITY CHUNG YUAN    | 07/27/1995   | Active                              | 31                      | 5                 | 0                   | 19.23%            | 25                      |                                       | 5                              | Y                              |                                 |                   | 12/2023                              | 90+ Days        |               |
| Exc Award (06/30/2021, 06/30/2023)                         |                               |              |                                     |                         |                   |                     |                   |                         |                                       |                                |                                |                                 |                   |                                      |                 |               |
| 48186                                                      | NEW TAIPEI CITY ELITE         | 02/24/1988   | Active                              | 57                      | 18                | 1                   | 42.50%            | 48                      | 42                                    | 0                              | Y                              |                                 |                   | 07/2025                              | 90+ Days        |               |
| Exc Award (06/30/2016, 06/30/2022, 06/30/2023, 06/30/2024) |                               |              |                                     |                         |                   |                     |                   |                         |                                       |                                |                                |                                 |                   |                                      |                 |               |
| 63533                                                      | NEW TAIPEI CITY ENVIRONMENTAL | 09/11/2000   | Active                              | 28                      | 2                 | 4                   | -6.67%            | 25                      | 3                                     | 2                              | Y                              |                                 |                   | 11/2025                              | 90+ Days        |               |
| Exc Award (06/30/2016, 06/30/2022, 06/30/2025)             |                               |              |                                     |                         |                   |                     |                   |                         |                                       |                                |                                |                                 |                   |                                      |                 |               |
| 106534                                                     | NEW TAIPEI CITY FAR EAST      | 08/31/2009   | Active                              | 45                      | 0                 | 0                   | 0.00%             | 45                      |                                       | 8                              | Y                              |                                 |                   | 12/2022                              |                 |               |
| Exc Award (06/30/2016, 06/30/2023)                         |                               |              |                                     |                         |                   |                     |                   |                         |                                       |                                |                                |                                 |                   |                                      |                 |               |
| 42579                                                      | NEW TAIPEI CITY FU YING       | 04/07/1983   | Active                              | 35                      | 0                 | 2                   | -5.41%            | 50                      | 3                                     | 0                              | Y                              |                                 |                   | 10/2023                              |                 |               |
| Exc Award (06/30/2016, 06/30/2023, 06/30/2024)             |                               |              |                                     |                         |                   |                     |                   |                         |                                       |                                |                                |                                 |                   |                                      |                 |               |
| 126820                                                     | New Taipei City Global        | 02/09/2016   | Active                              | 20                      | 6                 | 8                   | -9.09%            | 22                      | 2                                     | 5                              | Y                              |                                 |                   | 08/2023                              | 90+ Days        |               |
| Exc Award (06/30/2021, 06/30/2022)                         |                               |              |                                     |                         |                   |                     |                   |                         |                                       |                                |                                |                                 |                   |                                      |                 |               |
| 53971                                                      | NEW TAIPEI CITY GUAN IN SHAN  | 01/11/1993   | Active                              | 26                      | 0                 | 2                   | -7.14%            | 28                      | 10                                    | 0                              | N                              |                                 |                   | 12/2024                              |                 |               |
| Exc Award (06/30/2016, 06/30/2023)                         |                               |              |                                     |                         |                   |                     |                   |                         |                                       |                                |                                |                                 |                   |                                      |                 |               |
| 61018                                                      | NEW TAIPEI CITY HEROES        | 07/14/1998   | Active                              | 29                      | 4                 | 0                   | 16.00%            | 26                      |                                       | 3                              | Y                              |                                 |                   | 09/2023                              | 90+ Days        |               |
| Exc Award (06/30/2016, 06/30/2022)                         |                               |              |                                     |                         |                   |                     |                   |                         |                                       |                                |                                |                                 |                   |                                      |                 |               |
| 108884                                                     | NEW TAIPEI CITY HSI YUEH      | 07/01/2010   | Active                              | 46                      | 0                 | 1                   | -2.13%            | 47                      | 15                                    | 5                              | Y                              |                                 |                   | 03/2023                              |                 |               |
| Exc Award (06/30/2016, 06/30/2022, 06/30/2023)             |                               |              |                                     |                         |                   |                     |                   |                         |                                       |                                |                                |                                 |                   |                                      |                 |               |
| 30115                                                      | NEW TAIPEI CITY HSIN CHUANG   | 01/06/1975   | Active                              | 70                      | 6                 | 0                   | 9.38%             | 79                      |                                       | 2                              | Y                              |                                 |                   | 04/2025                              | 90+ Days        |               |



# Club Health Assessment for District 300B 1 through December 2025

|  |                                                                                                   |              | Status                              | Membership              |                   |                     |                   |                         | Reports                               |                                |                                |                                 | Finance           | LCIF                                 |                 |               |
|----------------------------------------------------------------------------------|---------------------------------------------------------------------------------------------------|--------------|-------------------------------------|-------------------------|-------------------|---------------------|-------------------|-------------------------|---------------------------------------|--------------------------------|--------------------------------|---------------------------------|-------------------|--------------------------------------|-----------------|---------------|
| Club Number                                                                      | Club Name                                                                                         | Charter Date | Times in Status Quo in Past 2 Years | Current Member Count ** | YTD Members Added | YTD Members Dropped | YTD Net Growth*** | Member Count 1 Year Ago | Dropped Members Avg.Length of Service | Months Since Membership Update | Current Officers Reported **** | Current President Repeated Term | VP Reported ***** | Last Date Reported Service (mm/yyyy) | Account Balance | YTD Donations |
| 61037                                                                            | Exc Award (06/30/2021, 06/30/2022, 06/30/2023, 06/30/2024, 06/30/2025)<br>NEW TAIPEI CITY HSIN HO | 07/20/1998   | Active                              | 36                      | 11                | 0                   | 44.00%            | 25                      |                                       | 4                              | Y                              |                                 |                   | 07/2022                              | 90+ Days        |               |
| 117489                                                                           | Exc Award (06/30/2023)<br>NEW TAIPEI CITY HSIN PEI                                                | 08/01/2012   | Active                              | 25                      | 0                 | 5                   | -16.67%           | 30                      | 6                                     | 5                              | Y                              |                                 |                   | 09/2025                              | 90+ Days        |               |
| 51985                                                                            | Exc Award (06/30/2021, 06/30/2022)<br>NEW TAIPEI CITY HSIN TAI                                    | 08/23/1991   | Active                              | 35                      | 0                 | 0                   | 0.00%             | 36                      |                                       | 6                              | Y                              |                                 |                   | 04/2024                              |                 |               |
| 54749                                                                            | NEW TAIPEI CITY HSIN YI                                                                           | 07/05/1993   | Active                              | 27                      | 0                 | 2                   | -6.90%            | 25                      | 0                                     | 5                              | Y                              |                                 |                   | 10/2022                              |                 |               |
| 55247                                                                            | Exc Award (06/30/2021, 06/30/2022)<br>NEW TAIPEI CITY HSING JUNG                                  | 01/24/1994   | Active                              | 26                      | 1                 | 0                   | 4.00%             | 25                      |                                       | 2                              | Y                              |                                 |                   | 04/2022                              |                 |               |
| 61135                                                                            | Exc Award (06/30/2016, 06/30/2021, 06/30/2022)<br>NEW TAIPEI CITY HUAN SHII                       | 09/15/1998   | Active                              | 47                      | 2                 | 0                   | 4.44%             | 47                      |                                       | 5                              | N                              |                                 |                   | 04/2023                              |                 |               |
| 106550                                                                           | Exc Award (06/30/2022, 06/30/2023)<br>NEW TAIPEI CITY JEN AI                                      | 08/31/2009   | Active                              | 27                      | 11                | 0                   | 68.75%            | 30                      |                                       | 2                              | Y                              |                                 |                   | 03/2024                              | 90+ Days        |               |
| 93579                                                                            | Exc Award (06/30/2016, 06/30/2021, 06/30/2023, 06/30/2024)<br>NEW TAIPEI CITY JI PIN              | 01/06/2006   | Active                              | 35                      | 0                 | 0                   | 0.00%             | 26                      |                                       | 6                              | Y                              |                                 |                   | 07/2023                              |                 |               |
| 57844                                                                            | Exc Award (06/30/2022, 06/30/2023, 06/30/2025)<br>NEW TAIPEI CITY KWANG HUEI                      | 02/12/1996   | Active                              | 48                      | 8                 | 0                   | 20.00%            | 44                      |                                       | 5                              | Y                              |                                 |                   | 04/2022                              | 90+ Days        |               |
| 49865                                                                            | Exc Award (06/30/2023)<br>NEW TAIPEI CITY KWANG HWA                                               | 09/21/1989   | Active                              | 45                      | 0                 | 4                   | -8.16%            | 49                      | 14                                    | 0                              | Y                              |                                 |                   | 11/2023                              | 90+ Days        |               |
| 55248                                                                            | NEW TAIPEI CITY KWANG JUNG                                                                        | 01/20/1994   | Active                              | 39                      | 3                 | 0                   | 8.33%             | 37                      |                                       | 3                              | Y                              |                                 |                   | 01/2024                              | 90+ Days        |               |
| 34990                                                                            | Exc Award (06/30/2022, 06/30/2023)<br>NEW TAIPEI CITY LIN KOU                                     | 01/25/1978   | Active                              | 50                      | 0                 | 0                   | 0.00%             | 50                      |                                       | 0                              | Y                              |                                 |                   | 12/2025                              |                 |               |
| 33046                                                                            | Exc Award (06/30/2016, 06/30/2023)<br>NEW TAIPEI CITY LU CHIANG                                   | 11/22/1976   | Active                              | 56                      | 11                | 9                   | 3.70%             | 54                      | 15                                    | 2                              | Y                              |                                 |                   | 12/2025                              | 90+ Days        |               |
| 30423                                                                            | Exc Award (06/30/2021, 06/30/2022)<br>NEW TAIPEI CITY LU CHOU                                     | 03/17/1975   | Active                              | 37                      | 2                 | 0                   | 5.71%             | 39                      |                                       | 5                              | Y                              |                                 |                   | 02/2024                              | 90+ Days        |               |
| 55013                                                                            | Exc Award (06/30/2024)<br>NEW TAIPEI CITY MING CHIH                                               | 11/01/1993   | Active                              | 25                      | 0                 | 0                   | 0.00%             | 26                      |                                       | 6                              | Y                              |                                 |                   | 03/2024                              |                 |               |



# Club Health Assessment for District 300B 1 through December 2025

|             |                                                |              | Status                              | Membership              |                   |                     |                     |                         |                                       | Reports                        |                                |                                 |                   | Finance                              | LCIF            |               |
|-------------|------------------------------------------------|--------------|-------------------------------------|-------------------------|-------------------|---------------------|---------------------|-------------------------|---------------------------------------|--------------------------------|--------------------------------|---------------------------------|-------------------|--------------------------------------|-----------------|---------------|
| Club Number | Club Name                                      | Charter Date | Times in Status Quo in Past 2 Years | Current Member Count ** | YTD Members Added | YTD Members Dropped | YTD Net Growth% *** | Member Count 1 Year Ago | Dropped Members Avg.Length of Service | Months Since Membership Update | Current Officers Reported **** | Current President Repeated Term | VP Reported ***** | Last Date Reported Service (mm/yyyy) | Account Balance | YTD Donations |
| 124642      | New Taipei City New Century                    | 04/22/2015   | Active                              | 15                      | 0                 | 0                   | 0.00%               | 27                      |                                       | 6                              | N                              | 2                               |                   | 09/2023                              |                 |               |
|             | Exc Award (06/30/2016, 06/30/2021, 06/30/2022) |              |                                     |                         |                   |                     |                     |                         |                                       |                                |                                |                                 |                   |                                      |                 |               |
| 130629      | New Taipei City New Peace                      | 05/25/2017   | Active                              | 28                      | 2                 | 0                   | 7.69%               | 26                      |                                       | 5                              | Y                              |                                 |                   | 10/2024                              | 90+ Days        |               |
|             | Exc Award (06/30/2021, 06/30/2023)             |              |                                     |                         |                   |                     |                     |                         |                                       |                                |                                |                                 |                   |                                      |                 |               |
| 37712       | NEW TAIPEI CITY PA LI                          | 11/26/1979   | Active                              | 50                      | 4                 | 0                   | 8.70%               | 64                      |                                       | 5                              | Y                              |                                 |                   | 11/2024                              | 90+ Days        |               |
|             | Exc Award (06/30/2016, 06/30/2022, 06/30/2025) |              |                                     |                         |                   |                     |                     |                         |                                       |                                |                                |                                 |                   |                                      |                 |               |
| 53604       | NEW TAIPEI CITY PAI HO                         | 08/17/1992   | Active                              | 49                      | 7                 | 0                   | 16.67%              | 37                      |                                       | 4                              | Y                              |                                 |                   | 07/2024                              |                 |               |
|             | Exc Award (06/30/2016, 06/30/2022, 06/30/2025) |              |                                     |                         |                   |                     |                     |                         |                                       |                                |                                |                                 |                   |                                      |                 |               |
| 59230       | NEW TAIPEI CITY PEI YI                         | 03/10/1997   | Active(1)                           | 26                      | 0                 | 0                   | 0.00%               | 25                      |                                       | 3                              | Y                              |                                 |                   | 03/2024                              |                 |               |
|             | Exc Award (06/30/2016, 06/30/2021)             |              |                                     |                         |                   |                     |                     |                         |                                       |                                |                                |                                 |                   |                                      |                 |               |
| 104725      | NEW TAIPEI CITY POLARIS                        | 02/12/2009   | Active                              | 25                      | 0                 | 0                   | 0.00%               | 25                      |                                       | 2                              | Y                              |                                 |                   | 01/2025                              |                 |               |
|             | Exc Award (06/30/2021)                         |              |                                     |                         |                   |                     |                     |                         |                                       |                                |                                |                                 |                   |                                      |                 |               |
| 40546       | NEW TAIPEI CITY SAN CHIH                       | 11/16/1981   | Active                              | 28                      | 2                 | 0                   | 7.69%               | 28                      |                                       | 4                              | Y                              |                                 |                   | 03/2024                              |                 |               |
|             | Exc Award (06/30/2016, 06/30/2023)             |              |                                     |                         |                   |                     |                     |                         |                                       |                                |                                |                                 |                   |                                      |                 |               |
| 23399       | NEW TAIPEI CITY SAN CHUNG                      | 03/01/1971   | Active                              | 68                      | 3                 | 2                   | 1.49%               | 75                      | 8                                     | 0                              | Y                              |                                 |                   | 02/2025                              |                 |               |
|             | Exc Award (06/30/2016, 06/30/2021, 06/30/2024) |              |                                     |                         |                   |                     |                     |                         |                                       |                                |                                |                                 |                   |                                      |                 |               |
| 63857       | NEW TAIPEI CITY SAN CHUNG NU TZI               | 12/21/2000   | Active                              | 36                      | 0                 | 2                   | -5.26%              | 38                      | 7                                     | 0                              | N                              |                                 |                   | 03/2024                              |                 |               |
|             | Exc Award (06/30/2023)                         |              |                                     |                         |                   |                     |                     |                         |                                       |                                |                                |                                 |                   |                                      |                 |               |
| 42212       | NEW TAIPEI CITY SAN HO                         | 01/11/1983   | Active                              | 17                      | 2                 | 0                   | 13.33%              | 19                      |                                       | 5                              | Y                              |                                 |                   | 12/2023                              | 90+ Days        |               |
|             | Exc Award (06/30/2021, 06/30/2023, 06/30/2024) |              |                                     |                         |                   |                     |                     |                         |                                       |                                |                                |                                 |                   |                                      |                 |               |
| 58587       | NEW TAIPEI CITY SHAN YANG                      | 07/15/1996   | Active                              | 35                      | 0                 | 0                   | 0.00%               | 26                      |                                       | 4                              | N                              | 2                               |                   | 09/2023                              |                 |               |
|             | Exc Award (06/30/2016, 06/30/2021, 06/30/2023) |              |                                     |                         |                   |                     |                     |                         |                                       |                                |                                |                                 |                   |                                      |                 |               |
| 44088       | NEW TAIPEI CITY SHIH MEN                       | 06/30/1984   | Active                              | 30                      | 0                 | 0                   | 0.00%               | 32                      |                                       | 6                              | Y                              |                                 |                   | 01/2024                              |                 |               |
|             | Exc Award (06/30/2016, 06/30/2022, 06/30/2023) |              |                                     |                         |                   |                     |                     |                         |                                       |                                |                                |                                 |                   |                                      |                 |               |
| 52281       | NEW TAIPEI CITY SZU HSIEN                      | 12/16/1991   | Active                              | 37                      | 0                 | 0                   | 0.00%               | 39                      |                                       | 1                              | Y                              |                                 |                   | 03/2024                              |                 |               |
|             | Exc Award (06/30/2016, 06/30/2022, 06/30/2023) |              |                                     |                         |                   |                     |                     |                         |                                       |                                |                                |                                 |                   |                                      |                 |               |
| 62755       | NEW TAIPEI CITY SZU YUAN                       | 02/01/2000   | Active                              | 37                      | 2                 | 0                   | 5.71%               | 37                      |                                       | 5                              | Y                              |                                 |                   | 02/2024                              | 90+ Days        |               |



## Club Health Assessment for District 300B 1 through December 2025

|                                                |                              |              | Status                              | Membership              |                   |                     |                   |                         |                                       | Reports                        |                                |                                 |                   | Finance                              | LCIF            |               |
|------------------------------------------------|------------------------------|--------------|-------------------------------------|-------------------------|-------------------|---------------------|-------------------|-------------------------|---------------------------------------|--------------------------------|--------------------------------|---------------------------------|-------------------|--------------------------------------|-----------------|---------------|
| Club Number                                    | Club Name                    | Charter Date | Times in Status Quo in Past 2 Years | Current Member Count ** | YTD Members Added | YTD Members Dropped | YTD Net Growth*** | Member Count 1 Year Ago | Dropped Members Avg.Length of Service | Months Since Membership Update | Current Officers Reported **** | Current President Repeated Term | VP Reported ***** | Last Date Reported Service (mm/yyyy) | Account Balance | YTD Donations |
| Exc Award (06/30/2023)                         |                              |              |                                     |                         |                   |                     |                   |                         |                                       |                                |                                |                                 |                   |                                      |                 |               |
| 132368                                         | New Taipei City Ta Yuan      | 08/18/2017   | Active(1)                           | 1                       | 1                 | 15                  | -93.33%           | 15                      | 8                                     | 0                              | N                              | None                            |                   | 11/2023                              |                 |               |
| 57837                                          | NEW TAIPEI CITY TAI HO       | 02/06/1996   | Active                              | 48                      | 13                | 1                   | 33.33%            | 47                      | 7                                     | 0                              | Y                              |                                 |                   | 04/2024                              | 90+ Days        |               |
| Exc Award (06/30/2016, 06/30/2021, 06/30/2022) |                              |              |                                     |                         |                   |                     |                   |                         |                                       |                                |                                |                                 |                   |                                      |                 |               |
| 38499                                          | NEW TAIPEI CITY TAI SAN      | 05/14/1980   | Active                              | 30                      | 5                 | 0                   | 20.00%            | 31                      |                                       | 5                              | Y                              | 2                               |                   | 03/2024                              | 90+ Days        | \$100.00      |
| Exc Award (06/30/2021, 06/30/2022)             |                              |              |                                     |                         |                   |                     |                   |                         |                                       |                                |                                |                                 |                   |                                      |                 |               |
| 23437                                          | NEW TAIPEI CITY TAIPEI HSIEN | 12/10/1965   | Active                              | 40                      | 5                 | 0                   | 14.29%            | 36                      |                                       | 5                              | Y                              |                                 |                   | 12/2023                              | 90+ Days        |               |
| Exc Award (06/30/2021, 06/30/2023)             |                              |              |                                     |                         |                   |                     |                   |                         |                                       |                                |                                |                                 |                   |                                      |                 |               |
| 38706                                          | NEW TAIPEI CITY TAN SHUI     | 06/19/1980   | Active                              | 65                      | 4                 | 1                   | 4.84%             | 68                      | 0                                     | 0                              | Y                              |                                 |                   | 03/2024                              | 90+ Days        |               |
| Exc Award (06/30/2021, 06/30/2022, 06/30/2024) |                              |              |                                     |                         |                   |                     |                   |                         |                                       |                                |                                |                                 |                   |                                      |                 |               |
| 50931                                          | NEW TAIPEI CITY TOR CHING    | 09/17/1990   | Active                              | 37                      | 8                 | 2                   | 19.35%            | 31                      | 24                                    | 3                              | Y                              |                                 |                   | 12/2023                              |                 |               |
| Exc Award (06/30/2022)                         |                              |              |                                     |                         |                   |                     |                   |                         |                                       |                                |                                |                                 |                   |                                      |                 |               |
| 144246                                         | New Taipei City Vader        | 12/22/2020   | Active                              | 25                      | 0                 | 0                   | 0.00%             | 25                      |                                       | 6                              | Y                              |                                 |                   | 02/2024                              |                 |               |
| Exc Award (06/30/2023)                         |                              |              |                                     |                         |                   |                     |                   |                         |                                       |                                |                                |                                 |                   |                                      |                 |               |
| 43384                                          | NEW TAIPEI CITY WAN LI       | 01/10/1984   | Active                              | 18                      | 3                 | 0                   | 20.00%            | 20                      |                                       | 3                              | Y                              |                                 |                   | 12/2023                              | 90+ Days        |               |
| Exc Award (06/30/2022)                         |                              |              |                                     |                         |                   |                     |                   |                         |                                       |                                |                                |                                 |                   |                                      |                 |               |
| 39914                                          | NEW TAIPEI CITY WU KU        | 05/14/1981   | Active                              | 60                      | 15                | 1                   | 30.43%            | 41                      | 0                                     | 2                              | Y                              |                                 |                   | 04/2023                              | 90+ Days        |               |
| Exc Award (06/30/2016, 06/30/2022, 06/30/2025) |                              |              |                                     |                         |                   |                     |                   |                         |                                       |                                |                                |                                 |                   |                                      |                 |               |
| 51712                                          | NEW TAIPEI CITY YUNG FU      | 05/28/1991   | Active                              | 90                      | 14                | 2                   | 15.38%            | 88                      | 4                                     | 0                              | Y                              |                                 |                   | 04/2023                              | 90+ Days        |               |
| Exc Award (06/30/2016, 06/30/2022, 06/30/2025) |                              |              |                                     |                         |                   |                     |                   |                         |                                       |                                |                                |                                 |                   |                                      |                 |               |

Clubs Cancelled Previous Fiscal Year – Clubs Cancelled within last 12 months may be reinstated

| Club Number | Club Name                | Charter Date | Current Status* | Cancellation Date |
|-------------|--------------------------|--------------|-----------------|-------------------|
| 47068       | NEW TAIPEI CITY LUNG MEN | 03/20/1987   | Cancelled(6*)   | 03/29/2025        |

| Current Total Clubs Count | YTD New Clubs Count | YTD Cancelled Clubs Count | YTD Net Club Gain | Current Total Members Count | YTD Add | YTD Drop | YTD Net Growth | YTD Net Growth % | Member Count 12 Months Ago | Average Member Count Per Club | % of Clubs with less than 20 members | % No Officer Report in 12 Months | % of Clubs with balance 90+ days | Number of Clubs in Status Quo | % Status Quo Clubs in Financial Suspension | Number of Cancelled Clubs | Average Cancelled Club Age | Members Lost Due to Cancellation | % of Clubs Cancelled for Non-Financial Reasons |
|---------------------------|---------------------|---------------------------|-------------------|-----------------------------|---------|----------|----------------|------------------|----------------------------|-------------------------------|--------------------------------------|----------------------------------|----------------------------------|-------------------------------|--------------------------------------------|---------------------------|----------------------------|----------------------------------|------------------------------------------------|
| 66                        | 1                   | 0                         | 1                 | 2,587                       | 271     | 66       | 205            | 8.61%            | 2,507                      | 39                            | 9%                                   | 3%                               | 45%                              | 0                             | 0%                                         | 0                         | 0                          | 0                                | 0%                                             |



Club Health Assessment for District 300B 1 through December 2025

INTERNATIONAL

|             |           |              | Status                              | Membership              |                   |                     |                     |                         | Reports                               |                                |                                |                                 | Finance           | LCIF                                 |                 |               |
|-------------|-----------|--------------|-------------------------------------|-------------------------|-------------------|---------------------|---------------------|-------------------------|---------------------------------------|--------------------------------|--------------------------------|---------------------------------|-------------------|--------------------------------------|-----------------|---------------|
| Club Number | Club Name | Charter Date | Times in Status Quo in Past 2 Years | Current Member Count ** | YTD Members Added | YTD Members Dropped | YTD Net Growth% *** | Member Count 1 Year Ago | Dropped Members Avg.Length of Service | Months Since Membership Update | Current Officers Reported **** | Current President Repeated Term | VP Reported ***** | Last Date Reported Service (mm/yyyy) | Account Balance | YTD Donations |

\* - P - Priority Club. Cancellation Reasons: 1-Objectives/conduct, 2-Non-active club, 5-Non-existing club, 6-Disbanding, 7-Merger, 8-Financial Suspension, 9-District/Multiple District Dues.  
\*\* Red denotes below 15 active members.  
\*\*\* Red denotes 20% + loss.  
\*\*\*\* Y - all 3 (President, Secretary, Treasurer) club officers reported, N - not all 3 reported.  
\*\*\*\*\* Abbreviation: N-New, IP-Immediate Past, R-Repeat.



# Club Health Assessment for District 300B 2 through December 2025

|                               |                                        |              | Status                              | Membership              |                   |                     |                     |                         | Reports                               |                                |                                |                                 | Finance           | LCIF                                 |                 |               |
|-------------------------------|----------------------------------------|--------------|-------------------------------------|-------------------------|-------------------|---------------------|---------------------|-------------------------|---------------------------------------|--------------------------------|--------------------------------|---------------------------------|-------------------|--------------------------------------|-----------------|---------------|
| Club Number                   | Club Name                              | Charter Date | Times in Status Quo in Past 2 Years | Current Member Count ** | YTD Members Added | YTD Members Dropped | YTD Net Growth% *** | Member Count 1 Year Ago | Dropped Members Avg.Length of Service | Months Since Membership Update | Current Officers Reported **** | Current President Repeated Term | VP Reported ***** | Last Date Reported Service (mm/yyyy) | Account Balance | YTD Donations |
| Clubs less than two years old |                                        |              |                                     |                         |                   |                     |                     |                         |                                       |                                |                                |                                 |                   |                                      |                 |               |
| 178410                        | New Taipei City Cheng Mei              | 10/15/2024   | Active                              | 46                      | 7                 | 0                   | 17.95%              | 20                      |                                       | 2                              | Y                              | 2                               |                   |                                      | 90+ Days        | \$24,740.21   |
| 185876                        | New Taipei City I-Care                 | 07/14/2025   | Active                              | 20                      | 20                | 0                   | 100.00%             | 0                       |                                       | 5                              | Y                              |                                 |                   |                                      |                 |               |
| 156642                        | New Taipei City Jui Kuang              | 01/22/2024   | Active                              | 25                      | 5                 | 0                   | 25.00%              | 25                      |                                       | 5                              | N                              |                                 |                   | 11/2025                              |                 | \$6,000.00    |
| 178831                        | New Taipei City Pei Hsin               | 10/14/2024   | Active                              | 25                      | 3                 | 0                   | 13.64%              | 19                      |                                       | 5                              | N                              |                                 |                   |                                      |                 |               |
| Clubs more than two years old |                                        |              |                                     |                         |                   |                     |                     |                         |                                       |                                |                                |                                 |                   |                                      |                 |               |
| 140737                        | National Taipei University of Business | 02/22/2021   | Active                              | 7                       | 0                 | 0                   | 0.00%               | 7                       |                                       | 35                             | N                              | None                            |                   | 01/2022                              | 90+ Days        |               |
| 132939                        | National Taiwan University             | 11/22/2017   | Active                              | 5                       | 0                 | 14                  | -73.68%             | 19                      | 3                                     | 0                              | N                              | None                            |                   | 01/2022                              | 90+ Days        |               |
| 98594                         | NEW TAIPEI CITY AI HSIN                | 02/15/2007   | Active                              | 82                      | 10                | 1                   | 12.33%              | 74                      | 16                                    | 1                              | Y                              |                                 |                   | 11/2025                              |                 | \$4,000.00    |
| 129513                        | New Taipei City Aletheia               | 05/31/2017   | Active                              | 5                       | 0                 | 4                   | -44.44%             | 9                       | 3                                     | 0                              | N                              | None                            |                   | 02/2022                              | 90+ Days        |               |
| 46332                         | NEW TAIPEI CITY CAPITAL                | 06/04/1986   | Active                              | 35                      | 6                 | 0                   | 20.69%              | 30                      |                                       | 4                              | Y                              |                                 |                   | 11/2025                              | 90+ Days        | \$4,000.00    |
| 52453                         | NEW TAIPEI CITY CHANG FU               | 01/28/1992   | Active                              | 28                      | 0                 | 1                   | -3.45%              | 28                      | 14                                    | 2                              | Y                              |                                 |                   | 01/2024                              |                 | \$1,000.00    |
| 124681                        | New Taipei City Chang Shou             | 04/28/2015   | Active                              | 7                       | 0                 | 1                   | -12.50%             | 14                      | 1                                     | 0                              | N                              |                                 |                   | 01/2024                              |                 |               |
| 59200                         | NEW TAIPEI CITY CHENG YI               | 03/06/1997   | Active                              | 36                      | 1                 | 0                   | 2.86%               | 41                      |                                       | 5                              | Y                              |                                 |                   | 01/2024                              | 90+ Days        | \$16,000.00   |
| 49800                         | NEW TAIPEI CITY CHIA YUAN              | 08/08/1989   | Active                              | 64                      | 27                | 2                   | 64.10%              | 42                      | 13                                    | 2                              | N                              |                                 |                   | 11/2025                              |                 | \$10,000.00   |
| 61856                         | NEW TAIPEI CITY CHIN LAN               | 04/30/1999   | Active                              | 38                      | 3                 | 0                   | 8.57%               | 41                      |                                       | 5                              | Y                              |                                 |                   | 11/2025                              |                 | \$2,000.00    |
| 54266                         | NEW TAIPEI CITY CHINESE                | 03/24/1993   | Active                              | 25                      | 3                 | 2                   | 4.17%               | 28                      | 8                                     | 2                              | N                              |                                 |                   | 08/2025                              |                 | \$1,000.00    |
| 36340                         | NEW TAIPEI CITY CHUNG CHENG            | 12/07/1978   | Active                              | 27                      | 0                 | 2                   | -6.90%              | 38                      | 1                                     | 0                              | Y                              |                                 |                   | 02/2024                              |                 | \$13,000.00   |
| 39563                         | NEW TAIPEI CITY CHUNG HO               | 03/09/1981   | Active                              | 36                      | 0                 | 0                   | 0.00%               | 48                      |                                       | 6                              | Y                              |                                 |                   | 02/2024                              |                 | \$15,000.00   |
| 142656                        | New Taipei City Chung Hsing            | 10/20/2020   | Active                              | 26                      | 0                 | 2                   | -7.14%              | 29                      | 5                                     | 0                              | Y                              |                                 |                   | 12/2025                              |                 | \$1,000.00    |
| 156813                        | New Taipei City Daxizhi                | 12/21/2023   | Active                              | 31                      | 5                 | 2                   | 10.71%              | 47                      | 2                                     | 0                              | Y                              |                                 | N                 | 11/2025                              |                 |               |
| 147550                        | NEW TAIPEI CITY DING HSING             | 07/27/2021   | Active                              | 32                      | 5                 | 0                   | 18.52%              | 27                      |                                       | 0                              | Y                              |                                 |                   | 02/2024                              |                 | \$4,000.00    |
| 100218                        | NEW TAIPEI CITY FANG HSING             | 09/21/2007   | Active                              | 16                      | 0                 | 1                   | -5.88%              | 18                      | 6                                     | 0                              | N                              |                                 |                   | 07/2025                              |                 | \$3,000.00    |
| 147596                        | New Taipei City Fashion Art            | 09/28/2021   | Cancelled(8*)                       | 0                       | 0                 | 0                   | 0.00%               | 15                      |                                       | 5                              | N                              | None                            |                   | 12/2023                              | 90+ Days        |               |
| 54866                         | NEW TAIPEI CITY FU HO                  | 09/13/1993   | Active                              | 27                      | 0                 | 5                   | -15.63%             | 42                      | 10                                    | 2                              | Y                              |                                 |                   | 09/2025                              |                 | \$28,000.00   |
| Exc Award (06/30/2023)        |                                        |              |                                     |                         |                   |                     |                     |                         |                                       |                                |                                |                                 |                   |                                      |                 |               |



# Club Health Assessment for District 300B 2 through December 2025

|             |                                                    |              | Status                              | Membership              |                   |                     |                     |                         | Reports                               |                                |                                |                                 | Finance           | LCIF                                 |                 |               |
|-------------|----------------------------------------------------|--------------|-------------------------------------|-------------------------|-------------------|---------------------|---------------------|-------------------------|---------------------------------------|--------------------------------|--------------------------------|---------------------------------|-------------------|--------------------------------------|-----------------|---------------|
| Club Number | Club Name                                          | Charter Date | Times in Status Quo in Past 2 Years | Current Member Count ** | YTD Members Added | YTD Members Dropped | YTD Net Growth% *** | Member Count 1 Year Ago | Dropped Members Avg.Length of Service | Months Since Membership Update | Current Officers Reported **** | Current President Repeated Term | VP Reported ***** | Last Date Reported Service (mm/yyyy) | Account Balance | YTD Donations |
| 48679       | NEW TAIPEI CITY GREEN LAKE                         | 06/13/1988   | Active                              | 29                      | 3                 | 0                   | 11.54%              | 28                      |                                       | 5                              | Y                              |                                 |                   | 11/2025                              | 90+ Days        | \$10,000.00   |
| 51796       | NEW TAIPEI CITY HAI SHAN                           | 06/12/1991   | Active(1)                           | 41                      | 12                | 0                   | 41.38%              | 29                      |                                       | 2                              | N                              |                                 |                   | 07/2025                              |                 |               |
| 137140      | New Taipei City Hsiang Mao                         | 01/16/2019   | Active                              | 37                      | 7                 | 0                   | 23.33%              | 33                      |                                       | 2                              | Y                              |                                 |                   | 11/2025                              |                 |               |
| 117472      | NEW TAIPEI CITY HSIN PAN                           | 08/03/2012   | Active                              | 30                      | 2                 | 1                   | 3.45%               | 31                      | 2                                     | 2                              | Y                              |                                 |                   | 02/2024                              |                 | \$5,000.00    |
| 23374       | NEW TAIPEI CITY HSIN TIEN                          | 01/01/1971   | Active                              | 47                      | 1                 | 0                   | 2.17%               | 52                      |                                       | 5                              | Y                              |                                 |                   | 08/2025                              |                 | \$16,000.00   |
| 89281       | NEW TAIPEI CITY HSIU LANG                          | 12/27/2005   | Active                              | 15                      | 8                 | 1                   | 87.50%              | 18                      | 7                                     | 2                              | N                              | None                            |                   | 11/2023                              |                 |               |
| 54892       | NEW TAIPEI CITY HUA CHIANG                         | 09/23/1993   | Active                              | 45                      | 0                 | 4                   | -8.16%              | 56                      | 1                                     | 0                              | Y                              |                                 |                   | 11/2025                              |                 | \$34,000.00   |
| 56550       | NEW TAIPEI CITY HWA CHUNG                          | 02/20/1995   | Active                              | 37                      | 12                | 0                   | 48.00%              | 26                      |                                       | 3                              | N                              |                                 |                   | 12/2023                              |                 | \$2,000.00    |
| 49778       | NEW TAIPEI CITY KWANG MING                         | 07/26/1989   | Active                              | 65                      | 5                 | 0                   | 8.33%               | 74                      |                                       | 5                              | Y                              |                                 |                   | 11/2025                              |                 | \$18,000.00   |
| 66497       | NEW TAIPEI CITY LIAN CHENG                         | 07/16/2002   | Active                              | 42                      | 3                 | 4                   | -2.33%              | 42                      | 6                                     | 1                              | Y                              |                                 |                   | 10/2025                              |                 | \$6,000.00    |
| 77990       | NEW TAIPEI CITY LIEN HSIN                          | 12/29/2003   | Active                              | 32                      | 1                 | 0                   | 3.23%               | 34                      |                                       | 0                              | Y                              |                                 |                   | 10/2025                              |                 | \$20,000.00   |
| 126127      | NEW TAIPEI CITY MEI HSIN                           | 12/14/2015   | Active                              | 52                      | 8                 | 1                   | 15.56%              | 49                      | 4                                     | 0                              | Y                              |                                 |                   | 07/2025                              |                 | \$6,000.00    |
| 53566       | NEW TAIPEI CITY MEI LUN                            | 08/04/1992   | Active                              | 55                      | 7                 | 0                   | 14.58%              | 63                      |                                       | 3                              | Y                              |                                 |                   | 11/2024                              |                 | \$29,000.00   |
| 50849       | NEW TAIPEI CITY NEW GREEN                          | 07/08/1990   | Active                              | 45                      | 3                 | 3                   | 0.00%               | 49                      | 4                                     | 1                              | Y                              |                                 |                   | 12/2025                              | 90+ Days        | \$29,000.00   |
| 23392       | NEW TAIPEI CITY PAN CHIAO                          | 08/04/1971   | Active                              | 60                      | 10                | 7                   | 5.26%               | 62                      | 17                                    | 0                              | Y                              |                                 |                   | 09/2025                              |                 | \$13,000.00   |
| 121305      | New Taipei City Pan Chiao Chilee University Campus | 03/28/2014   | Cancelled(8*)                       | 0                       | 0                 | 9                   | -100.00%            | 9                       | 9                                     | 0                              | N                              | None                            |                   | 02/2022                              | 90+ Days        |               |
| 147551      | New Taipei City Pan Chiao United Lions             | 07/29/2021   | Active                              | 46                      | 3                 | 0                   | 6.98%               | 48                      |                                       | 5                              | Y                              |                                 |                   | 09/2025                              |                 | \$5,000.00    |
| 122944      | New Taipei City Peace                              | 08/29/2014   | Active                              | 42                      | 3                 | 2                   | 2.44%               | 47                      | 9                                     | 0                              | Y                              |                                 |                   | 12/2025                              |                 | \$3,000.00    |
| 155559      | New Taipei City Pei Da                             | 12/07/2023   | Active                              | 55                      | 10                | 0                   | 22.22%              | 51                      |                                       | 1                              | Y                              |                                 |                   | 07/2025                              | 90+ Days        | \$5,000.00    |
| 105026      | NEW TAIPEI CITY PING SHIN                          | 03/19/2009   | Active                              | 26                      | 0                 | 0                   | 0.00%               | 27                      |                                       | 5                              | N                              |                                 |                   | 08/2025                              |                 |               |
| 42580       | NEW TAIPEI CITY RUEY FANG                          | 04/29/1983   | Active                              | 57                      | 2                 | 0                   | 3.64%               | 58                      |                                       | 5                              | Y                              |                                 |                   | 12/2025                              |                 | \$25,000.00   |
| 47166       | NEW TAIPEI CITY SAN DOU                            | 04/03/1987   | Active                              | 48                      | 2                 | 1                   | 2.13%               | 47                      | 0                                     | 0                              | Y                              |                                 |                   | 11/2025                              |                 | \$13,000.00   |
| 23400       | NEW TAIPEI CITY SAN HSIA                           | 10/25/1972   | Active                              | 48                      | 1                 | 2                   | -2.04%              | 57                      | 2                                     | 1                              | Y                              |                                 |                   | 07/2025                              | 90+ Days        | \$12,100.00   |
| 48032       | NEW TAIPEI CITY SAN ING                            | 01/04/1988   | Active                              | 40                      | 0                 | 0                   | 0.00%               | 29                      |                                       | 6                              | N                              |                                 |                   | 01/2024                              |                 | \$12,000.00   |
| 87771       | NEW TAIPEI CITY SHEN DING                          | 04/12/2005   | Active                              | 40                      | 3                 | 0                   | 8.11%               | 40                      |                                       | 5                              | Y                              |                                 |                   | 12/2025                              |                 | \$23,000.00   |





## Club Health Assessment for District 300B 2 through December 2025

|             |                                                       |              | Status                              | Membership              |                   |                     |                     |                         |                                       | Reports                        |                                |                                 |                   | Finance                              | LCIF            |               |
|-------------|-------------------------------------------------------|--------------|-------------------------------------|-------------------------|-------------------|---------------------|---------------------|-------------------------|---------------------------------------|--------------------------------|--------------------------------|---------------------------------|-------------------|--------------------------------------|-----------------|---------------|
| Club Number | Club Name                                             | Charter Date | Times in Status Quo in Past 2 Years | Current Member Count ** | YTD Members Added | YTD Members Dropped | YTD Net Growth% *** | Member Count 1 Year Ago | Dropped Members Avg.Length of Service | Months Since Membership Update | Current Officers Reported **** | Current President Repeated Term | VP Reported ***** | Last Date Reported Service (mm/yyyy) | Account Balance | YTD Donations |
| 55857       | NEW TAIPEI CITY SHIH TOR HSI                          | 06/20/1994   | Active(1)                           | 29                      | 4                 | 0                   | 16.00%              | 27                      |                                       | 5                              | N                              |                                 |                   | 01/2024                              |                 | \$2,000.00    |
| 29231       | NEW TAIPEI CITY SHU LIN                               | 04/30/1974   | Active                              | 60                      | 0                 | 2                   | -3.23%              | 65                      | 24                                    | 0                              | Y                              |                                 |                   | 03/2024                              |                 | \$6,000.00    |
| 105251      | NEW TAIPEI CITY SHUANG HO                             | 04/14/2009   | Active                              | 40                      | 8                 | 17                  | -18.37%             | 49                      | 7                                     | 0                              | N                              |                                 |                   | 12/2025                              |                 | \$8,000.00    |
| 61776       | NEW TAIPEI CITY SUNG HAU                              | 04/15/1999   | Active                              | 40                      | 12                | 2                   | 33.33%              | 45                      | 3                                     | 0                              | N                              |                                 |                   | 12/2025                              | 90+ Days        | \$1,000.00    |
| 52525       | NEW TAIPEI CITY TA HAN                                | 02/18/1992   | Active(1)                           | 46                      | 1                 | 0                   | 2.22%               | 45                      |                                       | 5                              | Y                              |                                 |                   | 03/2024                              | 90+ Days        | \$8,000.00    |
| 54760       | NEW TAIPEI CITY TA TANG                               | 07/05/1993   | Active                              | 18                      | 0                 | 0                   | 0.00%               | 18                      |                                       | 5                              | N                              |                                 |                   | 03/2024                              |                 | \$2,000.00    |
| 154012      | New Taipei City Taiwanese Businessmen                 | 06/22/2023   | Active                              | 26                      | 0                 | 0                   | 0.00%               | 28                      |                                       | 6                              | N                              |                                 |                   | 12/2023                              |                 |               |
| 120794      | New Taipei City Tamkang University Campus             | 02/12/2014   | Active                              | 0                       | 0                 | 12                  | -100.00%            | 12                      | 4                                     | 0                              | N                              | None                            |                   | 02/2022                              | 90+ Days        |               |
| 47735       | NEW TAIPEI CITY TONG CHING                            | 09/24/1987   | Active                              | 43                      | 12                | 0                   | 38.71%              | 32                      |                                       | 4                              | Y                              |                                 |                   | 01/2024                              |                 | \$15,000.00   |
| 38087       | NEW TAIPEI CITY TOU CHEN                              | 02/05/1980   | Active                              | 56                      | 0                 | 0                   | 0.00%               | 60                      |                                       | 5                              | Y                              |                                 |                   | 12/2025                              |                 | \$1,000.00    |
| 77570       | NEW TAIPEI CITY TSUR HSIANG<br>Exc Award (06/30/2023) | 10/02/2003   | Active                              | 53                      | 3                 | 0                   | 6.00%               | 55                      |                                       | 5                              | Y                              |                                 |                   | 11/2025                              | 90+ Days        | \$68,000.00   |
| 58769       | NEW TAIPEI CITY TSUR HSING                            | 10/17/1996   | Active                              | 32                      | 6                 | 0                   | 23.08%              | 30                      |                                       | 5                              | Y                              |                                 |                   | 12/2025                              |                 | \$12,000.00   |
| 125367      | NEW TAIPEI CITY VEILIN                                | 11/11/2015   | Active                              | 18                      | 2                 | 0                   | 12.50%              | 21                      |                                       | 5                              | Y                              |                                 |                   | 12/2023                              |                 | \$3,000.00    |
| 49210       | NEW TAIPEI CITY WEN HUA                               | 02/01/1989   | Active                              | 46                      | 9                 | 0                   | 24.32%              | 50                      |                                       | 5                              | Y                              |                                 |                   | 11/2025                              |                 | \$11,000.00   |
| 51756       | NEW TAIPEI CITY WEN SHAN                              | 06/10/1991   | Active                              | 17                      | 0                 | 3                   | -15.00%             | 2                       | 6                                     | 0                              | N                              |                                 |                   | 12/2023                              |                 |               |
| 56179       | NEW TAIPEI CITY WU FU                                 | 10/24/1994   | Active                              | 42                      | 2                 | 4                   | -4.55%              | 48                      | 9                                     | 0                              | Y                              |                                 |                   | 03/2024                              |                 | \$4,000.00    |
| 23466       | NEW TAIPEI CITY YING KO                               | 05/03/1970   | Active                              | 62                      | 6                 | 3                   | 5.08%               | 63                      | 35                                    | 0                              | Y                              |                                 |                   | 12/2025                              |                 | \$41,000.00   |
| 23469       | NEW TAIPEI CITY YUNG HO                               | 02/10/1971   | Active                              | 53                      | 0                 | 0                   | 0.00%               | 53                      |                                       | 6                              | Y                              |                                 |                   | 07/2025                              |                 | \$15,000.00   |

Clubs Cancelled Previous Fiscal Year – Clubs Cancelled within last 12 months may be reinstated

| Club Number | Club Name                        | Charter Date | Current Status* | Cancellation Date |
|-------------|----------------------------------|--------------|-----------------|-------------------|
| 120367      | New Taipei City Pan Chiao Nu Tzu | 10/04/2013   | Cancelled(8*)   | 12/30/2024        |



## Club Health Assessment for District 300B 2 through December 2025

|                           |                     |                           |                   |                             |         | Status                              |                  | Membership                 |                               |                                      |                                  |                                  | Reports                               |                                            |                                |                                 | Finance                          |                                                | LCIF            |
|---------------------------|---------------------|---------------------------|-------------------|-----------------------------|---------|-------------------------------------|------------------|----------------------------|-------------------------------|--------------------------------------|----------------------------------|----------------------------------|---------------------------------------|--------------------------------------------|--------------------------------|---------------------------------|----------------------------------|------------------------------------------------|-----------------|
|                           |                     |                           |                   |                             |         | Times in Status Quo in Past 2 Years |                  | Current Member Count **    | YTD Members Added             | YTD Members Dropped                  | YTD Net Growth***                | Member Count 1 Year Ago          | Dropped Members Avg.Length of Service | Months Since Membership Update             | Current Officers Reported **** | Current President Repeated Term | VP Reported *****                | Last Date Reported Service (mm/yyyy)           | Account Balance |
| Club Number               | Club Name           |                           | Charter Date      |                             |         |                                     |                  |                            |                               |                                      |                                  |                                  |                                       |                                            |                                |                                 |                                  |                                                |                 |
| Current Total Clubs Count | YTD New Clubs Count | YTD Cancelled Clubs Count | YTD Net Club Gain | Current Total Members Count | YTD Add | YTD Drop                            | YTD Net Growth % | Member Count 12 Months Ago | Average Member Count Per Club | % of Clubs with less than 20 members | % No Officer Report in 12 Months | % of Clubs with balance 90+ days | Number of Clubs in Status Quo         | % Status Quo Clubs in Financial Suspension | Number of Cancelled Clubs      | Average Cancelled Club Age      | Members Lost Due to Cancellation | % of Clubs Cancelled for Non-Financial Reasons |                 |
| 64                        | 1                   | 2                         | -1                | 2,358                       | 266     | 115                                 | 151              | 6.84%                      | 2,423                         | 37                                   | 16%                              | 8%                               | 22%                                   | 0                                          | 0%                             | 2                               | 13                               | 9                                              | -50%            |

\* - P - Priority Club. Cancellation Reasons: 1-Objectives/conduct, 2-Non-active club, 5-Non-existing club, 6-Disbanding, 7-Merger, 8-Financial Suspension, 9-District/Multiple District Dues.

\*\* Red denotes below 15 active members.

\*\*\* Red denotes 20% + loss.

\*\*\*\* Y - all 3 (President, Secretary, Treasurer) club officers reported, N - not all 3 reported.

\*\*\*\*\* Abbreviation: N-New, IP-Immediate Past, R-Repeat.



# Club Health Assessment for District 300B 3 through December 2025

|                               |                                                                                        |              | Status                              | Membership              |                   |                     |                     |                         |                                       | Reports                        |                                |                                 |                   | Finance                              | LCIF            |               |
|-------------------------------|----------------------------------------------------------------------------------------|--------------|-------------------------------------|-------------------------|-------------------|---------------------|---------------------|-------------------------|---------------------------------------|--------------------------------|--------------------------------|---------------------------------|-------------------|--------------------------------------|-----------------|---------------|
| Club Number                   | Club Name                                                                              | Charter Date | Times in Status Quo in Past 2 Years | Current Member Count ** | YTD Members Added | YTD Members Dropped | YTD Net Growth% *** | Member Count 1 Year Ago | Dropped Members Avg.Length of Service | Months Since Membership Update | Current Officers Reported **** | Current President Repeated Term | VP Reported ***** | Last Date Reported Service (mm/yyyy) | Account Balance | YTD Donations |
| Clubs less than two years old |                                                                                        |              |                                     |                         |                   |                     |                     |                         |                                       |                                |                                |                                 |                   |                                      |                 |               |
| 157222                        | Taoyuan Baida Feilli<br>Exc Award (06/30/2024)                                         | 02/02/2024   | Active                              | 13                      | 4                 | 1                   | 30.00%              | 22                      | 0                                     | 3                              | N                              |                                 |                   |                                      |                 |               |
| 181417                        | Taoyuan Central University Campus                                                      | 04/01/2025   | Active                              | 24                      | 0                 | 6                   | -20.00%             | 0                       | 1                                     | 0                              | N                              | None                            |                   |                                      |                 |               |
| 175847                        | Taoyuan Dong Fang Mei                                                                  | 08/30/2024   | Active                              | 44                      | 7                 | 0                   | 18.92%              | 48                      |                                       | 3                              | Y                              | 2                               |                   |                                      |                 | \$4,100.00    |
| 157223                        | Taoyuan Elite Confederate                                                              | 02/27/2024   | Active                              | 20                      | 2                 | 0                   | 11.11%              | 17                      |                                       | 5                              | N                              |                                 |                   |                                      |                 |               |
| 157053                        | Taoyuan Er Jia Zi                                                                      | 01/16/2024   | Cancelled(6*)                       | 0                       | 0                 | 0                   | 0.00%               | 0                       |                                       | 18                             | N                              | None                            |                   |                                      |                 |               |
| 185981                        | Taoyuan Ling-Xian                                                                      | 07/09/2025   | Active                              | 30                      | 30                | 0                   | 100.00%             | 0                       |                                       | 4                              | Y                              |                                 |                   |                                      |                 | \$4,400.00    |
| 179614                        | Taoyuan Ren Mei                                                                        | 12/27/2024   | Active                              | 63                      | 15                | 0                   | 31.25%              | 41                      |                                       | 0                              | Y                              | 2                               |                   |                                      |                 | \$35,050.00   |
| 157055                        | Taoyuan San Jia Zi                                                                     | 01/16/2024   | Cancelled(6*)                       | 0                       | 0                 | 0                   | 0.00%               | 6                       |                                       | 6                              | N                              | None                            |                   |                                      |                 |               |
| 178563                        | Taoyuan Tong Le                                                                        | 09/20/2024   | Active                              | 25                      | 0                 | 3                   | -10.71%             | 27                      | 1                                     | 0                              | Y                              |                                 |                   |                                      |                 |               |
| 180924                        | Taoyuan Tsui Tsan                                                                      | 02/27/2025   | Active                              | 35                      | 2                 | 0                   | 6.06%               | 0                       |                                       | 4                              | Y                              | 2                               |                   |                                      |                 |               |
| 179262                        | Taoyuan Tyai Campus                                                                    | 12/26/2024   | Active                              | 30                      | 0                 | 0                   | 0.00%               | 30                      |                                       | 12                             | N                              | None                            |                   |                                      |                 |               |
| 157929                        | Taoyuan Well-Known                                                                     | 05/13/2024   | Active                              | 27                      | 3                 | 3                   | 0.00%               | 23                      | 2                                     | 1                              | Y                              |                                 |                   |                                      |                 |               |
| 157228                        | Taoyuan World Cheongsam                                                                | 03/07/2024   | Active                              | 19                      | 11                | 1                   | 111.11%             | 19                      | 1                                     | 4                              | N                              |                                 |                   |                                      |                 |               |
| Clubs more than two years old |                                                                                        |              |                                     |                         |                   |                     |                     |                         |                                       |                                |                                |                                 |                   |                                      |                 |               |
| 58887                         | PA TE CITY TAOYUAN TA AN<br>Exc Award (06/30/2017, 06/30/2018, 06/30/2019, 06/30/2022) | 12/02/1996   | Active                              | 48                      | 6                 | 0                   | 14.29%              | 44                      |                                       | 4                              | Y                              |                                 |                   | 01/2024                              |                 | \$4,000.00    |
| 52907                         | TA YUAN CHUNG SHAN<br>Exc Award (06/30/2016, 06/30/2017, 06/30/2018, 06/30/2023)       | 04/14/1992   | Active                              | 39                      | 9                 | 2                   | 21.88%              | 37                      | 7                                     | 5                              | N                              |                                 |                   | 03/2018                              |                 |               |
| 39448                         | TA YUAN L C<br>Exc Award (06/30/2019)                                                  | 02/25/1981   | Active                              | 34                      | 2                 | 2                   | 0.00%               | 39                      | 5                                     | 0                              | N                              |                                 |                   | 10/2021                              |                 |               |
| 40797                         | TACHI<br>Exc Award (06/30/2019, 06/30/2023, 06/30/2024)                                | 01/25/1982   | Active                              | 33                      | 4                 | 0                   | 13.79%              | 29                      |                                       | 5                              | N                              |                                 |                   | 10/2019                              |                 | \$8,000.00    |
| 23455                         | TAOYUAN<br>Exc Award (06/30/2016, 06/30/2018, 06/30/2024)                              | 12/28/1959   | Active                              | 53                      | 6                 | 2                   | 8.16%               | 59                      | 13                                    | 0                              | N                              |                                 |                   | 10/2024                              |                 | \$5,000.00    |
| 144339                        | Taoyuan Affectionate                                                                   | 12/28/2020   | Active                              | 37                      | 2                 | 0                   | 5.71%               | 38                      |                                       | 3                              | Y                              |                                 |                   | 09/2024                              |                 | \$3,850.00    |



## Club Health Assessment for District 300B 3 through December 2025

|                                                            |                      |              | Status                              | Membership              |                   |                     |                     |                         |                                       | Reports                        |                                |                                 |                   | Finance                              | LCIF            |               |
|------------------------------------------------------------|----------------------|--------------|-------------------------------------|-------------------------|-------------------|---------------------|---------------------|-------------------------|---------------------------------------|--------------------------------|--------------------------------|---------------------------------|-------------------|--------------------------------------|-----------------|---------------|
| Club Number                                                | Club Name            | Charter Date | Times in Status Quo in Past 2 Years | Current Member Count ** | YTD Members Added | YTD Members Dropped | YTD Net Growth% *** | Member Count 1 Year Ago | Dropped Members Avg.Length of Service | Months Since Membership Update | Current Officers Reported **** | Current President Repeated Term | VP Reported ***** | Last Date Reported Service (mm/yyyy) | Account Balance | YTD Donations |
| Exc Award (06/30/2022, 06/30/2023)                         |                      |              |                                     |                         |                   |                     |                     |                         |                                       |                                |                                |                                 |                   |                                      |                 |               |
| 48976                                                      | TAOYUAN AI HSIN      | 10/24/1988   | Active                              | 41                      | 5                 | 0                   | 13.89%              | 33                      |                                       | 5                              | Y                              |                                 |                   | 10/2023                              |                 | \$37,700.00   |
| Exc Award (06/30/2016, 06/30/2020, 06/30/2023)             |                      |              |                                     |                         |                   |                     |                     |                         |                                       |                                |                                |                                 |                   |                                      |                 |               |
| 123751                                                     | Taoyuan Apple Cyber  | 12/17/2014   | Active                              | 13                      | 2                 | 3                   | -7.14%              | 14                      | 4                                     | 0                              | Y                              |                                 |                   | 10/2021                              |                 |               |
| Exc Award (06/30/2017, 06/30/2022)                         |                      |              |                                     |                         |                   |                     |                     |                         |                                       |                                |                                |                                 |                   |                                      |                 |               |
| 155919                                                     | Taoyuan Azure        | 09/11/2023   | Active                              | 43                      | 6                 | 2                   | 10.26%              | 43                      | 2                                     | 0                              | N                              |                                 |                   | 03/2024                              |                 | \$12,000.00   |
| Exc Award (06/30/2024)                                     |                      |              |                                     |                         |                   |                     |                     |                         |                                       |                                |                                |                                 |                   |                                      |                 |               |
| 87774                                                      | TAOYUAN BEST WISH    | 04/12/2005   | Active                              | 16                      | 1                 | 0                   | 6.67%               | 16                      |                                       | 5                              | N                              |                                 |                   | 09/2023                              |                 | \$7,000.00    |
| Exc Award (06/30/2017, 06/30/2019)                         |                      |              |                                     |                         |                   |                     |                     |                         |                                       |                                |                                |                                 |                   |                                      |                 |               |
| 49054                                                      | TAOYUAN CENTRAL      | 11/29/1988   | Active                              | 46                      | 2                 | 2                   | 0.00%               | 52                      | 1                                     | 0                              | Y                              |                                 |                   | 11/2023                              |                 | \$10,000.00   |
| Exc Award (06/30/2017, 06/30/2018, 06/30/2023)             |                      |              |                                     |                         |                   |                     |                     |                         |                                       |                                |                                |                                 |                   |                                      |                 |               |
| 143045                                                     | Taoyuan Chen Hsin    | 09/28/2020   | Active                              | 24                      | 0                 | 0                   | 0.00%               | 24                      |                                       | 21                             | N                              |                                 |                   | 07/2022                              |                 |               |
| 61623                                                      | TAOYUAN CHENG I      | 03/09/1999   | Active                              | 29                      | 2                 | 0                   | 7.41%               | 33                      |                                       | 5                              | N                              |                                 |                   | 03/2018                              |                 | \$1,000.00    |
| Exc Award (06/30/2016, 06/30/2017, 06/30/2018, 06/30/2020) |                      |              |                                     |                         |                   |                     |                     |                         |                                       |                                |                                |                                 |                   |                                      |                 |               |
| 84142                                                      | TAOYUAN CHERN UEI    | 09/07/2004   | Active                              | 62                      | 6                 | 0                   | 10.71%              | 60                      |                                       | 0                              | Y                              |                                 |                   | 03/2024                              |                 | \$71,700.00   |
| Exc Award (06/30/2016, 06/30/2019, 06/30/2023, 06/30/2024) |                      |              |                                     |                         |                   |                     |                     |                         |                                       |                                |                                |                                 |                   |                                      |                 |               |
| 118187                                                     | TAOYUAN CHUANG CHING | 12/05/2012   | Active                              | 53                      | 17                | 0                   | 47.22%              | 49                      |                                       | 4                              | Y                              |                                 |                   | 01/2022                              |                 | \$2,000.00    |
| Exc Award (06/30/2017, 06/30/2018, 06/30/2019, 06/30/2022) |                      |              |                                     |                         |                   |                     |                     |                         |                                       |                                |                                |                                 |                   |                                      |                 |               |
| 149520                                                     | Taoyuan Chuang Hsin  | 01/04/2022   | Active                              | 7                       | 0                 | 0                   | 0.00%               | 21                      |                                       | 4                              | N                              | None                            |                   | 12/2023                              |                 |               |
| Exc Award (06/30/2024)                                     |                      |              |                                     |                         |                   |                     |                     |                         |                                       |                                |                                |                                 |                   |                                      |                 |               |
| 59940                                                      | TAOYUAN CHUN YING    | 09/09/1997   | Active                              | 22                      | 2                 | 0                   | 10.00%              | 29                      |                                       | 4                              | N                              |                                 |                   | 09/2023                              |                 | \$4,000.00    |
| Exc Award (06/30/2016, 06/30/2018, 06/30/2019)             |                      |              |                                     |                         |                   |                     |                     |                         |                                       |                                |                                |                                 |                   |                                      |                 |               |
| 52773                                                      | TAOYUAN CHUNG CHENG  | 03/27/1992   | Active                              | 40                      | 5                 | 2                   | 8.11%               | 38                      | 18                                    | 4                              | N                              |                                 |                   | 09/2020                              |                 | \$14,000.00   |
| Exc Award (06/30/2016)                                     |                      |              |                                     |                         |                   |                     |                     |                         |                                       |                                |                                |                                 |                   |                                      |                 |               |
| 57886                                                      | TAOYUAN CHUNG HWA    | 02/21/1996   | Active                              | 22                      | 3                 | 0                   | 15.79%              | 21                      |                                       | 5                              | N                              | None                            |                   | 09/2021                              |                 | \$1,000.00    |
| Exc Award (06/30/2016, 06/30/2018, 06/30/2023)             |                      |              |                                     |                         |                   |                     |                     |                         |                                       |                                |                                |                                 |                   |                                      |                 |               |
| 62557                                                      | TAOYUAN DAR YU       | 12/10/1999   | Active                              | 47                      | 6                 | 0                   | 14.63%              | 41                      |                                       | 5                              | N                              |                                 |                   | 03/2018                              |                 | \$4,000.00    |
| Exc Award (06/30/2018, 06/30/2019, 06/30/2024)             |                      |              |                                     |                         |                   |                     |                     |                         |                                       |                                |                                |                                 |                   |                                      |                 |               |



# Club Health Assessment for District 300B 3 through December 2025

|             |                                                                                    |              | Status                              | Membership              |                   |                     |                     |                         | Reports                               |                                |                                |                                 | Finance           |                                      | LCIF            |               |
|-------------|------------------------------------------------------------------------------------|--------------|-------------------------------------|-------------------------|-------------------|---------------------|---------------------|-------------------------|---------------------------------------|--------------------------------|--------------------------------|---------------------------------|-------------------|--------------------------------------|-----------------|---------------|
| Club Number | Club Name                                                                          | Charter Date | Times in Status Quo in Past 2 Years | Current Member Count ** | YTD Members Added | YTD Members Dropped | YTD Net Growth% *** | Member Count 1 Year Ago | Dropped Members Avg.Length of Service | Months Since Membership Update | Current Officers Reported **** | Current President Repeated Term | VP Reported ***** | Last Date Reported Service (mm/yyyy) | Account Balance | YTD Donations |
| 102609      | TAOYUAN EVERGLORY                                                                  | 06/24/2008   | Active                              | 37                      | 2                 | 0                   | 5.71%               | 40                      |                                       | 5                              | Y                              |                                 |                   | 03/2018                              |                 | \$3,000.00    |
|             | Exc Award (06/30/2017, 06/30/2023)                                                 |              |                                     |                         |                   |                     |                     |                         |                                       |                                |                                |                                 |                   |                                      |                 |               |
| 58336       | TAOYUAN FAR EAST                                                                   | 05/16/1996   | Active                              | 38                      | 2                 | 0                   | 5.56%               | 37                      |                                       | 2                              | Y                              |                                 |                   | 12/2023                              |                 | \$4,000.00    |
|             | Exc Award (06/30/2016, 06/30/2018)                                                 |              |                                     |                         |                   |                     |                     |                         |                                       |                                |                                |                                 |                   |                                      |                 |               |
| 156544      | Taoyuan Formosa                                                                    | 11/01/2023   | Active                              | 9                       | 0                 | 0                   | 0.00%               | 16                      |                                       | 6                              | Y                              |                                 |                   |                                      |                 |               |
| 110054      | TAOYUAN FU RONG                                                                    | 01/06/2011   | Active                              | 54                      | 9                 | 0                   | 20.00%              | 59                      |                                       | 3                              | Y                              |                                 |                   | 02/2024                              |                 | \$21,000.00   |
|             | Exc Award (06/30/2016, 06/30/2020, 06/30/2023, 06/30/2024)                         |              |                                     |                         |                   |                     |                     |                         |                                       |                                |                                |                                 |                   |                                      |                 |               |
| 42857       | TAOYUAN FUHSING                                                                    | 06/29/1983   | Active                              | 23                      | 4                 | 0                   | 21.05%              | 24                      |                                       | 2                              | N                              |                                 |                   | 03/2018                              |                 | \$1,000.00    |
|             | Exc Award (06/30/2016, 06/30/2019, 06/30/2020, 06/30/2024)                         |              |                                     |                         |                   |                     |                     |                         |                                       |                                |                                |                                 |                   |                                      |                 |               |
| 98840       | TAOYUAN GUEISHAN                                                                   | 03/19/2007   | Active                              | 59                      | 7                 | 0                   | 13.46%              | 64                      |                                       | 4                              | Y                              |                                 |                   | 03/2024                              |                 | \$45,200.00   |
|             | Exc Award (06/30/2016, 06/30/2019)                                                 |              |                                     |                         |                   |                     |                     |                         |                                       |                                |                                |                                 |                   |                                      |                 |               |
| 121531      | Taoyuan Happy                                                                      | 03/19/2014   | Active                              | 24                      | 9                 | 3                   | 33.33%              | 29                      | 8                                     | 0                              | N                              |                                 |                   | 11/2022                              |                 | \$1,000.00    |
|             | Exc Award (06/30/2017, 06/30/2018, 06/30/2023)                                     |              |                                     |                         |                   |                     |                     |                         |                                       |                                |                                |                                 |                   |                                      |                 |               |
| 116189      | TAOYUAN HERITAGE                                                                   | 05/02/2012   | Active                              | 20                      | 6                 | 2                   | 25.00%              | 18                      | 1                                     | 0                              | N                              |                                 |                   | 07/2020                              |                 | \$4,000.00    |
|             | Exc Award (06/30/2018, 06/30/2019, 06/30/2023)                                     |              |                                     |                         |                   |                     |                     |                         |                                       |                                |                                |                                 |                   |                                      |                 |               |
| 157054      | Taoyuan Hirmes                                                                     | 12/29/2023   | Active                              | 13                      | 0                 | 6                   | -31.58%             | 33                      | 2                                     | 0                              | Y                              |                                 |                   |                                      |                 |               |
| 117941      | TAOYUAN HONESTY                                                                    | 10/08/2012   | Active                              | 25                      | 0                 | 0                   | 0.00%               | 25                      |                                       | 5                              | Y                              |                                 |                   | 03/2018                              |                 | \$25,000.00   |
|             | Exc Award (06/30/2016, 06/30/2018, 06/30/2023)                                     |              |                                     |                         |                   |                     |                     |                         |                                       |                                |                                |                                 |                   |                                      |                 |               |
| 156019      | Taoyuan Hong Fu                                                                    | 09/14/2023   | Active                              | 15                      | 0                 | 0                   | 0.00%               | 22                      |                                       | 6                              | Y                              |                                 |                   |                                      |                 |               |
|             | Exc Award (06/30/2024)                                                             |              |                                     |                         |                   |                     |                     |                         |                                       |                                |                                |                                 |                   |                                      |                 |               |
| 38088       | TAOYUAN HSIEN CHENG KUNG                                                           | 02/05/1980   | Active                              | 33                      | 2                 | 5                   | -8.33%              | 43                      | 23                                    | 0                              | N                              |                                 |                   | 07/2021                              |                 | \$2,000.00    |
|             | Exc Award (06/30/2016, 06/30/2017, 06/30/2018, 06/30/2019, 06/30/2022, 06/30/2023) |              |                                     |                         |                   |                     |                     |                         |                                       |                                |                                |                                 |                   |                                      |                 |               |
| 59942       | TAOYUAN HSIN HSING                                                                 | 09/09/1997   | Active                              | 21                      | 0                 | 0                   | 0.00%               | 22                      |                                       | 6                              | Y                              |                                 |                   | 03/2018                              |                 |               |
|             | Exc Award (06/30/2017, 06/30/2022)                                                 |              |                                     |                         |                   |                     |                     |                         |                                       |                                |                                |                                 |                   |                                      |                 |               |
| 123741      | Taoyuan Hu Tou Shan                                                                | 12/18/2014   | Active                              | 27                      | 6                 | 13                  | -20.59%             | 33                      | 3                                     | 0                              | N                              |                                 |                   | 02/2021                              |                 | \$1,000.00    |
|             | Exc Award (06/30/2018, 06/30/2023)                                                 |              |                                     |                         |                   |                     |                     |                         |                                       |                                |                                |                                 |                   |                                      |                 |               |
| 109200      | TAOYUAN HUAN GJIA                                                                  | 09/09/2010   | Active                              | 31                      | 1                 | 1                   | 0.00%               | 33                      | 1                                     | 0                              | Y                              |                                 |                   | 09/2023                              |                 | \$4,000.00    |
|             | Exc Award (06/30/2018, 06/30/2020, 06/30/2022, 06/30/2023)                         |              |                                     |                         |                   |                     |                     |                         |                                       |                                |                                |                                 |                   |                                      |                 |               |



## Club Health Assessment for District 300B 3 through December 2025

|             |                                                                        |              | Status                              | Membership              |                   |                     |                     |                         | Reports                               |                                |                                |                                 | Finance           | LCIF                                 |                 |               |
|-------------|------------------------------------------------------------------------|--------------|-------------------------------------|-------------------------|-------------------|---------------------|---------------------|-------------------------|---------------------------------------|--------------------------------|--------------------------------|---------------------------------|-------------------|--------------------------------------|-----------------|---------------|
| Club Number | Club Name                                                              | Charter Date | Times in Status Quo in Past 2 Years | Current Member Count ** | YTD Members Added | YTD Members Dropped | YTD Net Growth% *** | Member Count 1 Year Ago | Dropped Members Avg.Length of Service | Months Since Membership Update | Current Officers Reported **** | Current President Repeated Term | VP Reported ***** | Last Date Reported Service (mm/yyyy) | Account Balance | YTD Donations |
| 61701       | TAOYUAN JEN SHANN MEEI                                                 | 03/30/1999   | Active                              | 22                      | 7                 | 0                   | 46.67%              | 29                      |                                       | 5                              | Y                              |                                 |                   | 02/2018                              |                 | \$1,000.00    |
|             | Exc Award (06/30/2016, 06/30/2019, 06/30/2020, 06/30/2023)             |              |                                     |                         |                   |                     |                     |                         |                                       |                                |                                |                                 |                   |                                      |                 |               |
| 100039      | TAOYUAN KUANG HUEI                                                     | 08/16/2007   | Active                              | 16                      | 0                 | 0                   | 0.00%               | 21                      |                                       | 6                              | N                              |                                 |                   | 08/2021                              |                 | \$2,000.00    |
|             | Exc Award (06/30/2018, 06/30/2019, 06/30/2023)                         |              |                                     |                         |                   |                     |                     |                         |                                       |                                |                                |                                 |                   |                                      |                 |               |
| 46869       | TAOYUAN KUEI SHAN POUAI                                                | 01/28/1987   | Active                              | 36                      | 6                 | 3                   | 9.09%               | 33                      | 12                                    | 0                              | Y                              |                                 |                   | 03/2024                              |                 | \$26,000.00   |
|             | Exc Award (06/30/2018, 06/30/2020)                                     |              |                                     |                         |                   |                     |                     |                         |                                       |                                |                                |                                 |                   |                                      |                 |               |
| 123748      | Taoyuan La La Shan                                                     | 12/17/2014   | Active                              | 21                      | 6                 | 6                   | 0.00%               | 27                      | 6                                     | 0                              | N                              |                                 |                   | 03/2018                              |                 | \$3,000.00    |
|             | Exc Award (06/30/2017, 06/30/2019, 06/30/2023)                         |              |                                     |                         |                   |                     |                     |                         |                                       |                                |                                |                                 |                   |                                      |                 |               |
| 84301       | TAOYUAN LILY                                                           | 10/07/2004   | Active                              | 49                      | 10                | 0                   | 25.64%              | 45                      |                                       | 4                              | Y                              |                                 |                   | 09/2023                              |                 | \$26,000.00   |
|             | Exc Award (06/30/2016, 06/30/2018, 06/30/2019, 06/30/2022, 06/30/2023) |              |                                     |                         |                   |                     |                     |                         |                                       |                                |                                |                                 |                   |                                      |                 |               |
| 110053      | TAOYUAN LONG SHOU                                                      | 01/06/2011   | Active                              | 19                      | 0                 | 3                   | -13.64%             | 23                      | 3                                     | 0                              | N                              |                                 |                   | 11/2020                              |                 |               |
|             | Exc Award (06/30/2016, 06/30/2023)                                     |              |                                     |                         |                   |                     |                     |                         |                                       |                                |                                |                                 |                   |                                      |                 |               |
| 155823      | Taoyuan Long Sin                                                       | 08/31/2023   | Active                              | 31                      | 6                 | 2                   | 14.81%              | 32                      | 3                                     | 0                              | N                              |                                 |                   |                                      |                 | \$1,000.00    |
|             | Exc Award (06/30/2024)                                                 |              |                                     |                         |                   |                     |                     |                         |                                       |                                |                                |                                 |                   |                                      |                 |               |
| 42453       | TAOYUAN LOOCHU                                                         | 03/21/1983   | Active                              | 133                     | 18                | 0                   | 15.65%              | 115                     |                                       | 3                              | Y                              |                                 |                   | 03/2024                              |                 | \$147,000.00  |
|             | Exc Award (06/30/2018, 06/30/2019, 06/30/2025)                         |              |                                     |                         |                   |                     |                     |                         |                                       |                                |                                |                                 |                   |                                      |                 |               |
| 98734       | TAOYUAN LOOCHU WOMAN                                                   | 03/08/2007   | Active                              | 58                      | 3                 | 0                   | 5.45%               | 74                      |                                       | 3                              | Y                              |                                 |                   | 02/2024                              |                 | \$13,000.00   |
|             | Exc Award (06/30/2016, 06/30/2018, 06/30/2019, 06/30/2020, 06/30/2022) |              |                                     |                         |                   |                     |                     |                         |                                       |                                |                                |                                 |                   |                                      |                 |               |
| 118190      | TAOYUAN LUNG FENG                                                      | 12/05/2012   | Active                              | 20                      | 4                 | 2                   | 11.11%              | 23                      | 2                                     | 5                              | Y                              |                                 |                   | 11/2020                              |                 |               |
|             | Exc Award (06/30/2019, 06/30/2022)                                     |              |                                     |                         |                   |                     |                     |                         |                                       |                                |                                |                                 |                   |                                      |                 |               |
| 101576      | TAOYUAN NAN KAN                                                        | 03/21/2008   | Active                              | 42                      | 4                 | 0                   | 10.53%              | 46                      |                                       | 0                              | Y                              |                                 |                   | 12/2022                              |                 | \$12,000.00   |
|             | Exc Award (06/30/2017, 06/30/2018, 06/30/2019, 06/30/2020)             |              |                                     |                         |                   |                     |                     |                         |                                       |                                |                                |                                 |                   |                                      |                 |               |
| 115453      | TAOYUAN NAN KAN LADIES                                                 | 10/31/2011   | Active                              | 27                      | 2                 | 0                   | 8.00%               | 33                      |                                       | 5                              | Y                              |                                 |                   | 03/2022                              |                 |               |
|             | Exc Award (06/30/2017, 06/30/2018, 06/30/2019, 06/30/2022, 06/30/2023) |              |                                     |                         |                   |                     |                     |                         |                                       |                                |                                |                                 |                   |                                      |                 |               |
| 156020      | Taoyuan Nan Ping                                                       | 09/14/2023   | Active                              | 20                      | 4                 | 2                   | 11.11%              | 23                      | 2                                     | 0                              | Y                              |                                 |                   |                                      |                 | \$1,000.00    |
|             | Exc Award (06/30/2024)                                                 |              |                                     |                         |                   |                     |                     |                         |                                       |                                |                                |                                 |                   |                                      |                 |               |
| 37643       | TAOYUAN PA TE                                                          | 10/13/1979   | Active                              | 48                      | 8                 | 6                   | 4.35%               | 51                      | 10                                    | 0                              | Y                              |                                 |                   | 12/2023                              |                 | \$3,000.00    |
|             | Exc Award (06/30/2018, 06/30/2020, 06/30/2024)                         |              |                                     |                         |                   |                     |                     |                         |                                       |                                |                                |                                 |                   |                                      |                 |               |



# Club Health Assessment for District 300B 3 through December 2025

|             |                                                                                    |              | Status                              | Membership              |                   |                     |                     |                         |                                       | Reports                        |                                |                                 |                   | Finance                              | LCIF            |               |
|-------------|------------------------------------------------------------------------------------|--------------|-------------------------------------|-------------------------|-------------------|---------------------|---------------------|-------------------------|---------------------------------------|--------------------------------|--------------------------------|---------------------------------|-------------------|--------------------------------------|-----------------|---------------|
| Club Number | Club Name                                                                          | Charter Date | Times in Status Quo in Past 2 Years | Current Member Count ** | YTD Members Added | YTD Members Dropped | YTD Net Growth% *** | Member Count 1 Year Ago | Dropped Members Avg.Length of Service | Months Since Membership Update | Current Officers Reported **** | Current President Repeated Term | VP Reported ***** | Last Date Reported Service (mm/yyyy) | Account Balance | YTD Donations |
| 123746      | Taoyuan Pa Te Nu                                                                   | 12/17/2014   | Active                              | 19                      | 2                 | 1                   | 5.56%               | 19                      | 11                                    | 0                              | N                              |                                 |                   | 01/2018                              |                 | \$9,000.00    |
|             | Exc Award (06/30/2018, 06/30/2019, 06/30/2024)                                     |              |                                     |                         |                   |                     |                     |                         |                                       |                                |                                |                                 |                   |                                      |                 |               |
| 48310       | TAOYUAN PEACE                                                                      | 03/24/1988   | Active                              | 42                      | 6                 | 0                   | 16.67%              | 41                      |                                       | 2                              | Y                              |                                 |                   | 03/2024                              |                 | \$8,000.00    |
|             | Exc Award (06/30/2016, 06/30/2020, 06/30/2023, 06/30/2024, 07/30/2017)             |              |                                     |                         |                   |                     |                     |                         |                                       |                                |                                |                                 |                   |                                      |                 |               |
| 47797       | TAOYUAN PHOENIX                                                                    | 10/22/1987   | Active                              | 57                      | 14                | 0                   | 32.56%              | 55                      |                                       | 4                              | Y                              |                                 |                   | 11/2023                              |                 | \$24,200.00   |
|             | Exc Award (06/30/2018, 06/30/2022)                                                 |              |                                     |                         |                   |                     |                     |                         |                                       |                                |                                |                                 |                   |                                      |                 |               |
| 155821      | Taoyuan Ping Te                                                                    | 08/31/2023   | Active                              | 17                      | 4                 | 6                   | -10.53%             | 28                      | 1                                     | 0                              | Y                              |                                 |                   |                                      |                 |               |
| 53582       | TAOYUAN PING TING                                                                  | 08/13/1992   | Active                              | 32                      | 2                 | 0                   | 6.67%               | 32                      |                                       | 4                              | Y                              |                                 |                   | 08/2020                              |                 |               |
|             | Exc Award (06/30/2016, 06/30/2017, 06/30/2019)                                     |              |                                     |                         |                   |                     |                     |                         |                                       |                                |                                |                                 |                   |                                      |                 |               |
| 43654       | TAOYUAN REN AI                                                                     | 03/12/1984   | Active                              | 32                      | 0                 | 1                   | -3.03%              | 32                      | 35                                    | 5                              | N                              | None                            |                   | 01/2022                              |                 |               |
|             | Exc Award (06/30/2018, 06/30/2023, 06/30/2024, 07/01/2017)                         |              |                                     |                         |                   |                     |                     |                         |                                       |                                |                                |                                 |                   |                                      |                 |               |
| 126874      | Taoyuan Ren Ho                                                                     | 02/25/2016   | Active                              | 15                      | 15                | 10                  | 50.00%              | 6                       | 7                                     | 0                              | N                              |                                 |                   | 03/2018                              |                 | \$11,000.00   |
|             | Exc Award (06/30/2017, 06/30/2018, 06/30/2019)                                     |              |                                     |                         |                   |                     |                     |                         |                                       |                                |                                |                                 |                   |                                      |                 |               |
| 52568       | TAOYUAN REN YU                                                                     | 02/24/1992   | Active                              | 62                      | 0                 | 0                   | 0.00%               | 77                      |                                       | 5                              | Y                              |                                 |                   | 10/2021                              |                 | \$1,000.00    |
|             | Exc Award (06/30/2016, 06/30/2017, 06/30/2022)                                     |              |                                     |                         |                   |                     |                     |                         |                                       |                                |                                |                                 |                   |                                      |                 |               |
| 120734      | Taoyuan Shou Hsi                                                                   | 12/05/2013   | Active                              | 7                       | 0                 | 2                   | -22.22%             | 12                      | 2                                     | 0                              | N                              |                                 |                   | 01/2021                              |                 |               |
|             | Exc Award (06/30/2017, 06/30/2020, 06/30/2023)                                     |              |                                     |                         |                   |                     |                     |                         |                                       |                                |                                |                                 |                   |                                      |                 |               |
| 97681       | TAOYUAN SUN RISE                                                                   | 09/05/2006   | Active                              | 39                      | 5                 | 0                   | 14.71%              | 41                      |                                       | 4                              | N                              |                                 |                   | 03/2018                              |                 | \$1,000.00    |
| 52546       | TAOYUAN SYH WAI                                                                    | 02/20/1992   | Active                              | 32                      | 8                 | 0                   | 33.33%              | 26                      |                                       | 5                              | Y                              |                                 |                   | 03/2023                              |                 | \$4,000.00    |
|             | Exc Award (06/30/2016, 06/30/2018, 06/30/2022)                                     |              |                                     |                         |                   |                     |                     |                         |                                       |                                |                                |                                 |                   |                                      |                 |               |
| 123602      | Taoyuan Ta Chia                                                                    | 12/15/2014   | Active                              | 24                      | 5                 | 6                   | -4.00%              | 26                      | 2                                     | 0                              | Y                              |                                 |                   | 01/2023                              |                 | \$3,000.00    |
|             | Exc Award (06/30/2017, 06/30/2020, 06/30/2022)                                     |              |                                     |                         |                   |                     |                     |                         |                                       |                                |                                |                                 |                   |                                      |                 |               |
| 115454      | TAOYUAN TA CHU                                                                     | 10/31/2011   | Active                              | 49                      | 4                 | 2                   | 4.26%               | 51                      | 3                                     | 0                              | Y                              |                                 |                   | 04/2023                              |                 | \$2,000.00    |
|             | Exc Award (06/30/2017, 06/30/2018, 06/30/2019, 06/30/2022, 06/30/2023, 06/30/2024) |              |                                     |                         |                   |                     |                     |                         |                                       |                                |                                |                                 |                   |                                      |                 |               |
| 123485      | Taoyuan Ta Ko Kan                                                                  | 10/28/2014   | Active                              | 35                      | 5                 | 0                   | 16.67%              | 32                      |                                       | 5                              | Y                              |                                 |                   | 07/2022                              |                 | \$6,000.00    |
|             | Exc Award (06/30/2017, 06/30/2018, 06/30/2019, 06/30/2022)                         |              |                                     |                         |                   |                     |                     |                         |                                       |                                |                                |                                 |                   |                                      |                 |               |



## Club Health Assessment for District 300B 3 through December 2025

|             |                                                                                    |              | Status                              | Membership              |                   |                     |                     |                         | Reports                               |                                |                                |                                 | Finance           | LCIF                                 |                 |               |
|-------------|------------------------------------------------------------------------------------|--------------|-------------------------------------|-------------------------|-------------------|---------------------|---------------------|-------------------------|---------------------------------------|--------------------------------|--------------------------------|---------------------------------|-------------------|--------------------------------------|-----------------|---------------|
| Club Number | Club Name                                                                          | Charter Date | Times in Status Quo in Past 2 Years | Current Member Count ** | YTD Members Added | YTD Members Dropped | YTD Net Growth% *** | Member Count 1 Year Ago | Dropped Members Avg.Length of Service | Months Since Membership Update | Current Officers Reported **** | Current President Repeated Term | VP Reported ***** | Last Date Reported Service (mm/yyyy) | Account Balance | YTD Donations |
| 63499       | TAOYUAN TAO TE                                                                     | 08/03/2000   | Active                              | 52                      | 6                 | 0                   | 13.04%              | 50                      |                                       | 5                              | N                              |                                 |                   | 12/2021                              |                 |               |
|             | Exc Award (06/30/2017, 06/30/2018, 06/30/2019, 06/30/2022)                         |              |                                     |                         |                   |                     |                     |                         |                                       |                                |                                |                                 |                   |                                      |                 |               |
| 57325       | TAOYUAN TE MIN                                                                     | 09/06/1995   | Active                              | 53                      | 8                 | 0                   | 17.78%              | 49                      |                                       | 1                              | N                              |                                 |                   | 07/2020                              |                 | \$4,000.00    |
|             | Exc Award (06/30/2017, 06/30/2018, 06/30/2019, 06/30/2020, 06/30/2023, 06/30/2024) |              |                                     |                         |                   |                     |                     |                         |                                       |                                |                                |                                 |                   |                                      |                 |               |
| 53891       | TAOYUAN TONG SHIN                                                                  | 12/09/1992   | Active                              | 22                      | 0                 | 3                   | -12.00%             | 25                      | 16                                    | 0                              | Y                              | 3                               |                   | 11/2020                              |                 | \$2,000.00    |
|             | Exc Award (06/30/2020, 06/30/2024)                                                 |              |                                     |                         |                   |                     |                     |                         |                                       |                                |                                |                                 |                   |                                      |                 |               |
| 52569       | TAOYUAN TSUR YUAN                                                                  | 02/24/1992   | Active                              | 26                      | 0                 | 0                   | 0.00%               | 28                      |                                       | 6                              | Y                              |                                 |                   | 04/2021                              |                 |               |
|             | Exc Award (06/30/2017, 06/30/2018, 06/30/2023, 06/30/2024)                         |              |                                     |                         |                   |                     |                     |                         |                                       |                                |                                |                                 |                   |                                      |                 |               |
| 61935       | TAOYUAN TSUR-WEN                                                                   | 05/18/1999   | Active                              | 62                      | 14                | 0                   | 29.17%              | 57                      |                                       | 4                              | Y                              |                                 |                   | 01/2024                              |                 | \$33,000.00   |
|             | Exc Award (06/30/2016, 06/30/2022, 06/30/2024)                                     |              |                                     |                         |                   |                     |                     |                         |                                       |                                |                                |                                 |                   |                                      |                 |               |
| 115314      | TAOYUAN TZU TSAI                                                                   | 10/28/2011   | Active                              | 33                      | 7                 | 0                   | 26.92%              | 26                      |                                       | 5                              | Y                              |                                 |                   | 03/2024                              |                 | \$3,000.00    |
|             | Exc Award (06/30/2016, 06/30/2018, 06/30/2023)                                     |              |                                     |                         |                   |                     |                     |                         |                                       |                                |                                |                                 |                   |                                      |                 |               |
| 156812      | Taoyuan Walter                                                                     | 12/08/2023   | Active                              | 31                      | 0                 | 0                   | 0.00%               | 22                      |                                       | 3                              | N                              |                                 |                   |                                      |                 | \$16,550.00   |
|             | Exc Award (06/30/2024)                                                             |              |                                     |                         |                   |                     |                     |                         |                                       |                                |                                |                                 |                   |                                      |                 |               |
| 52798       | TAOYUAN WAN SHOU                                                                   | 04/01/1992   | Active                              | 35                      | 2                 | 0                   | 6.06%               | 34                      |                                       | 4                              | Y                              |                                 |                   | 09/2021                              |                 | \$6,500.00    |
|             | Exc Award (06/30/2018, 06/30/2024)                                                 |              |                                     |                         |                   |                     |                     |                         |                                       |                                |                                |                                 |                   |                                      |                 |               |
| 120908      | Taoyuan Wu Fu                                                                      | 12/06/2013   | Active                              | 36                      | 1                 | 5                   | -10.00%             | 47                      | 3                                     | 0                              | Y                              |                                 |                   | 07/2023                              |                 | \$2,000.00    |
|             | Exc Award (06/30/2017, 06/30/2018, 06/30/2020, 06/30/2024)                         |              |                                     |                         |                   |                     |                     |                         |                                       |                                |                                |                                 |                   |                                      |                 |               |
| 156107      | Taoyuan You De                                                                     | 09/22/2023   | Active                              | 15                      | 0                 | 9                   | -37.50%             | 32                      | 2                                     | 0                              | N                              |                                 |                   |                                      |                 |               |
|             | Exc Award (06/30/2024)                                                             |              |                                     |                         |                   |                     |                     |                         |                                       |                                |                                |                                 |                   |                                      |                 |               |
| 123174      | Taoyuan Yuan Yuan                                                                  | 09/22/2014   | Active                              | 32                      | 4                 | 1                   | 10.34%              | 31                      | 2                                     | 2                              | Y                              |                                 |                   | 08/2022                              |                 | \$9,000.00    |
|             | Exc Award (06/30/2016, 06/30/2018, 06/30/2022)                                     |              |                                     |                         |                   |                     |                     |                         |                                       |                                |                                |                                 |                   |                                      |                 |               |

Clubs Cancelled Previous Fiscal Year – Clubs Cancelled within last 12 months may be reinstated

| Club Number | Club Name           | Charter Date | Current Status* | Cancellation Date |
|-------------|---------------------|--------------|-----------------|-------------------|
| 48309       | TAOYUAN LUNG HSIANG | 03/24/1988   | Cancelled(6*)   | 06/29/2025        |
| 66302       | TAOYUAN SHIH TONG   | 06/27/2002   | Cancelled(6*)   | 06/29/2025        |





## Club Health Assessment for District 300B 3 through December 2025

|                           |                     |                           |                   |                             |         | Status                              |                | Membership                 |                               |                                      |                                  |                                  | Reports                               |                                            |                                |                                 | Finance                          |                                                | LCIF            |
|---------------------------|---------------------|---------------------------|-------------------|-----------------------------|---------|-------------------------------------|----------------|----------------------------|-------------------------------|--------------------------------------|----------------------------------|----------------------------------|---------------------------------------|--------------------------------------------|--------------------------------|---------------------------------|----------------------------------|------------------------------------------------|-----------------|
|                           |                     |                           |                   |                             |         | Times in Status Quo in Past 2 Years |                | Current Member Count **    | YTD Members Added             | YTD Members Dropped                  | YTD Net Growth***                | Member Count 1 Year Ago          | Dropped Members Avg.Length of Service | Months Since Membership Update             | Current Officers Reported **** | Current President Repeated Term | VP Reported *****                | Last Date Reported Service (mm/yyyy)           | Account Balance |
| Club Number               | Club Name           | Charter Date              |                   |                             |         |                                     |                |                            |                               |                                      |                                  |                                  |                                       |                                            |                                |                                 |                                  |                                                |                 |
| Current Total Clubs Count | YTD New Clubs Count | YTD Cancelled Clubs Count | YTD Net Club Gain | Current Total Members Count | YTD Add | YTD Drop                            | YTD Net Growth | Member Count 12 Months Ago | Average Member Count Per Club | % of Clubs with less than 20 members | % No Officer Report in 12 Months | % of Clubs with balance 90+ days | Number of Clubs in Status Quo         | % Status Quo Clubs in Financial Suspension | Number of Cancelled Clubs      | Average Cancelled Club Age      | Members Lost Due to Cancellation | % of Clubs Cancelled for Non-Financial Reasons |                 |
| 85                        | 1                   | 2                         | -1                | 2,869                       | 398     | 129                                 | 269            | 10.35%                     | 2,905                         | 34                                   | 18%                              | 4%                               | 0%                                    | 0                                          | 0%                             | 2                               | 31                               | 0                                              | 100%            |

\* - P - Priority Club. Cancellation Reasons: 1-Objectives/conduct, 2-Non-active club, 5-Non-existing club, 6-Disbanding, 7-Merger, 8-Financial Suspension, 9-District/Multiple District Dues.

\*\* Red denotes below 15 active members.

\*\*\* Red denotes 20% + loss.

\*\*\*\* Y - all 3 (President, Secretary, Treasurer) club officers reported, N - not all 3 reported.

\*\*\*\*\* Abbreviation: N-New, IP-Immediate Past, R-Repeat.



# Club Health Assessment for District 300B 5 through December 2025

|                               |                                                                                                                                     |              | Status                              | Membership              |                   |                     |                     |                         |                                       | Reports                        |                                |                                 |                   | Finance                              | LCIF            |               |
|-------------------------------|-------------------------------------------------------------------------------------------------------------------------------------|--------------|-------------------------------------|-------------------------|-------------------|---------------------|---------------------|-------------------------|---------------------------------------|--------------------------------|--------------------------------|---------------------------------|-------------------|--------------------------------------|-----------------|---------------|
| Club Number                   | Club Name                                                                                                                           | Charter Date | Times in Status Quo in Past 2 Years | Current Member Count ** | YTD Members Added | YTD Members Dropped | YTD Net Growth% *** | Member Count 1 Year Ago | Dropped Members Avg.Length of Service | Months Since Membership Update | Current Officers Reported **** | Current President Repeated Term | VP Reported ***** | Last Date Reported Service (mm/yyyy) | Account Balance | YTD Donations |
| Clubs less than two years old |                                                                                                                                     |              |                                     |                         |                   |                     |                     |                         |                                       |                                |                                |                                 |                   |                                      |                 |               |
| 180971                        | Taoyuan Loyal Love                                                                                                                  | 04/01/2025   | Active                              | 37                      | 1                 | 0                   | 2.78%               | 0                       |                                       | 0                              | N                              | 2                               |                   |                                      |                 |               |
| 182098                        | Taoyuan Qingpu Special Zone                                                                                                         | 05/02/2025   | Active                              | 35                      | 16                | 0                   | 84.21%              | 0                       |                                       | 3                              | Y                              | 2                               |                   |                                      |                 |               |
| Clubs more than two years old |                                                                                                                                     |              |                                     |                         |                   |                     |                     |                         |                                       |                                |                                |                                 |                   |                                      |                 |               |
| 23367                         | CHUNG LI<br>Exc Award (06/30/2017, 06/30/2022, 06/30/2023)                                                                          | 01/10/1967   | Active                              | 43                      | 2                 | 3                   | -2.27%              | 45                      | 13                                    | 0                              | Y                              |                                 |                   | 09/2023                              |                 | \$1,000.00    |
| 51145                         | CHUNG LI CITY LI YU<br>Exc Award (06/30/2017, 06/30/2018, 06/30/2023)                                                               | 12/26/1990   | Active                              | 30                      | 3                 | 0                   | 11.11%              | 27                      |                                       | 4                              | Y                              |                                 |                   | 09/2023                              |                 | \$5,000.00    |
| 55349                         | CHUNG LI CITY TAOYUAN JONGYUAN<br>Exc Award (06/30/2016, 06/30/2020, 06/30/2023)                                                    | 02/24/1994   | Active                              | 30                      | 2                 | 0                   | 7.14%               | 31                      |                                       | 4                              | Y                              |                                 |                   | 07/2020                              |                 | \$2,000.00    |
| 34323                         | LUNG TANG L C<br>Exc Award (06/30/2016, 06/30/2017, 06/30/2018, 06/30/2019, 06/30/2020, 06/30/2025)                                 | 07/18/1977   | Active                              | 65                      | 4                 | 1                   | 4.84%               | 67                      | 1                                     | 0                              | Y                              |                                 |                   | 01/2022                              |                 | \$1,000.00    |
| 38705                         | PING CHENG L C<br>Exc Award (06/30/2016, 06/30/2018, 06/30/2020)                                                                    | 06/12/1980   | Active                              | 41                      | 2                 | 3                   | -2.38%              | 44                      | 2                                     | 2                              | Y                              |                                 |                   | 03/2024                              |                 | \$25,000.00   |
| 48385                         | TAOYUAN ANGEL<br>Exc Award (06/30/2020, 06/30/2022, 06/30/2023)                                                                     | 04/06/1988   | Active                              | 18                      | 1                 | 0                   | 5.88%               | 22                      |                                       | 5                              | Y                              |                                 |                   | 03/2024                              |                 | \$2,000.00    |
| 120198                        | Taoyuan Chiao Chih Ya<br>Exc Award (06/30/2016, 06/30/2017, 06/30/2018, 06/30/2019, 06/30/2020, 06/30/2022, 06/30/2023, 06/30/2025) | 08/21/2013   | Active                              | 31                      | 10                | 0                   | 47.62%              | 21                      |                                       | 1                              | N                              |                                 |                   | 01/2018                              |                 | \$102,000.00  |
| 150342                        | Taoyuan Chin Hsing<br>Exc Award (06/30/2024)                                                                                        | 04/04/2022   | Active                              | 26                      | 0                 | 0                   | 0.00%               | 28                      |                                       | 6                              | Y                              |                                 |                   |                                      |                 |               |
| 48487                         | TAOYUAN CHIN KUO<br>Exc Award (06/30/2016, 06/30/2018, 06/30/2022, 06/30/2024)                                                      | 04/20/1988   | Active                              | 34                      | 7                 | 0                   | 25.93%              | 35                      |                                       | 5                              | Y                              |                                 |                   | 10/2023                              |                 | \$3,000.00    |
| 120736                        | Taoyuan Ching Pu<br>Exc Award (06/30/2018, 06/30/2025)                                                                              | 12/03/2013   | Active                              | 55                      | 5                 | 0                   | 10.00%              | 79                      |                                       | 0                              | N                              |                                 |                   | 09/2023                              |                 |               |
| 98735                         | TAOYUAN CHING YING                                                                                                                  | 03/08/2007   | Active                              | 26                      | 8                 | 0                   | 44.44%              | 17                      |                                       | 3                              | Y                              |                                 |                   | 03/2024                              |                 | \$1,000.00    |



## Club Health Assessment for District 300B 5 through December 2025

|                                                                                                |                          |              | Status                              | Membership              |                   |                     |                   |                         | Reports                               |                                |                                |                                 | Finance           |                                      | LCIF            |               |
|------------------------------------------------------------------------------------------------|--------------------------|--------------|-------------------------------------|-------------------------|-------------------|---------------------|-------------------|-------------------------|---------------------------------------|--------------------------------|--------------------------------|---------------------------------|-------------------|--------------------------------------|-----------------|---------------|
| Club Number                                                                                    | Club Name                | Charter Date | Times in Status Quo in Past 2 Years | Current Member Count ** | YTD Members Added | YTD Members Dropped | YTD Net Growth*** | Member Count 1 Year Ago | Dropped Members Avg.Length of Service | Months Since Membership Update | Current Officers Reported **** | Current President Repeated Term | VP Reported ***** | Last Date Reported Service (mm/yyyy) | Account Balance | YTD Donations |
| Exc Award (06/30/2017, 06/30/2020, 06/30/2022, 06/30/2024, 06/30/2025)                         |                          |              |                                     |                         |                   |                     |                   |                         |                                       |                                |                                |                                 |                   |                                      |                 |               |
| 60978                                                                                          | TAOYUAN CHUNG HSIAO      | 06/29/1998   | Active                              | 13                      | 3                 | 0                   | 30.00%            | 11                      |                                       | 2                              | N                              |                                 |                   | 02/2018                              |                 |               |
| Exc Award (06/30/2018, 06/30/2019)                                                             |                          |              |                                     |                         |                   |                     |                   |                         |                                       |                                |                                |                                 |                   |                                      |                 |               |
| 49873                                                                                          | TAOYUAN CHUNG HSING      | 09/29/1989   | Active                              | 27                      | 3                 | 0                   | 12.50%            | 30                      |                                       | 4                              | Y                              |                                 |                   | 08/2020                              |                 | \$5,400.00    |
| Exc Award (06/30/2018, 06/30/2019, 06/30/2023)                                                 |                          |              |                                     |                         |                   |                     |                   |                         |                                       |                                |                                |                                 |                   |                                      |                 |               |
| 123604                                                                                         | Taoyuan Chung Li Nu      | 12/15/2014   | Active                              | 17                      | 5                 | 0                   | 41.67%            | 17                      |                                       | 3                              | Y                              |                                 |                   | 09/2023                              |                 | \$1,000.00    |
| Exc Award (06/30/2020, 06/30/2023)                                                             |                          |              |                                     |                         |                   |                     |                   |                         |                                       |                                |                                |                                 |                   |                                      |                 |               |
| 59941                                                                                          | TAOYUAN CHUNG YI         | 09/09/1997   | Active                              | 40                      | 6                 | 2                   | 11.11%            | 39                      | 17                                    | 0                              | Y                              |                                 |                   | 09/2020                              |                 | \$2,000.00    |
| Exc Award (06/30/2016, 06/30/2022, 06/30/2024)                                                 |                          |              |                                     |                         |                   |                     |                   |                         |                                       |                                |                                |                                 |                   |                                      |                 |               |
| 103646                                                                                         | TAOYUAN DIAMOND          | 09/18/2008   | Active                              | 25                      | 1                 | 0                   | 4.17%             | 29                      |                                       | 4                              | Y                              |                                 |                   | 03/2018                              |                 | \$1,000.00    |
| Exc Award (06/30/2017, 06/30/2018, 06/30/2020, 06/30/2023, 06/30/2024)                         |                          |              |                                     |                         |                   |                     |                   |                         |                                       |                                |                                |                                 |                   |                                      |                 |               |
| 61545                                                                                          | TAOYUAN E SUN            | 02/22/1999   | Active                              | 39                      | 6                 | 6                   | 0.00%             | 39                      | 5                                     | 5                              | Y                              |                                 |                   | 09/2020                              |                 |               |
| Exc Award (06/30/2016, 06/30/2017, 06/30/2018, 06/30/2019, 06/30/2022, 06/30/2023, 06/30/2024) |                          |              |                                     |                         |                   |                     |                   |                         |                                       |                                |                                |                                 |                   |                                      |                 |               |
| 130632                                                                                         | Taoyuan Fong Siang       | 04/13/2017   | Active                              | 12                      | 2                 | 0                   | 20.00%            | 10                      |                                       | 4                              | Y                              |                                 |                   | 03/2018                              |                 |               |
| Exc Award (06/30/2018, 06/30/2019, 06/30/2023)                                                 |                          |              |                                     |                         |                   |                     |                   |                         |                                       |                                |                                |                                 |                   |                                      |                 |               |
| 52526                                                                                          | TAOYUAN GREAT WINS       | 02/17/1992   | Active                              | 16                      | 1                 | 2                   | -5.88%            | 28                      | 11                                    | 0                              | N                              | 2                               |                   | 07/2022                              |                 |               |
| Exc Award (06/30/2016, 06/30/2017, 06/30/2018, 06/30/2024)                                     |                          |              |                                     |                         |                   |                     |                   |                         |                                       |                                |                                |                                 |                   |                                      |                 |               |
| 124684                                                                                         | Taoyuan Great Wins Woman | 06/10/2015   | Active                              | 27                      | 7                 | 2                   | 22.73%            | 25                      | 12                                    | 0                              | Y                              |                                 |                   | 11/2023                              |                 |               |
| Exc Award (06/30/2016, 06/30/2018, 06/30/2019)                                                 |                          |              |                                     |                         |                   |                     |                   |                         |                                       |                                |                                |                                 |                   |                                      |                 |               |
| 136793                                                                                         | Taoyuan Guang De         | 12/18/2018   | Active                              | 22                      | 0                 | 2                   | -8.33%            | 33                      | 4                                     | 5                              | N                              |                                 |                   | 07/2023                              |                 |               |
| Exc Award (06/30/2024)                                                                         |                          |              |                                     |                         |                   |                     |                   |                         |                                       |                                |                                |                                 |                   |                                      |                 |               |
| 123596                                                                                         | Taoyuan Hai Hua          | 12/15/2014   | Active                              | 36                      | 7                 | 0                   | 24.14%            | 25                      |                                       | 5                              | Y                              |                                 |                   | 02/2021                              |                 |               |
| Exc Award (06/30/2017, 06/30/2020, 06/30/2023, 06/30/2025)                                     |                          |              |                                     |                         |                   |                     |                   |                         |                                       |                                |                                |                                 |                   |                                      |                 |               |
| 123078                                                                                         | Taoyuan Hsiang Her       | 09/04/2014   | Active                              | 35                      | 3                 | 2                   | 2.94%             | 38                      | 9                                     | 4                              | Y                              |                                 |                   | 03/2022                              |                 | \$2,000.00    |
| Exc Award (06/30/2017, 06/30/2018, 06/30/2019, 06/30/2022, 06/30/2023)                         |                          |              |                                     |                         |                   |                     |                   |                         |                                       |                                |                                |                                 |                   |                                      |                 |               |
| 44089                                                                                          | TAOYUAN HSIEN HSIN YI    | 06/30/1984   | Active                              | 53                      | 4                 | 0                   | 8.16%             | 53                      |                                       | 5                              | Y                              |                                 |                   | 08/2023                              |                 | \$8,000.00    |



## Club Health Assessment for District 300B 5 through December 2025

|                                                                        |                        |              | Status                              | Membership              |                   |                     |                     |                         | Reports                               |                                |                                |                                 | Finance           | LCIF                                 |                 |               |
|------------------------------------------------------------------------|------------------------|--------------|-------------------------------------|-------------------------|-------------------|---------------------|---------------------|-------------------------|---------------------------------------|--------------------------------|--------------------------------|---------------------------------|-------------------|--------------------------------------|-----------------|---------------|
| Club Number                                                            | Club Name              | Charter Date | Times in Status Quo in Past 2 Years | Current Member Count ** | YTD Members Added | YTD Members Dropped | YTD Net Growth% *** | Member Count 1 Year Ago | Dropped Members Avg.Length of Service | Months Since Membership Update | Current Officers Reported **** | Current President Repeated Term | VP Reported ***** | Last Date Reported Service (mm/yyyy) | Account Balance | YTD Donations |
| Exc Award (06/30/2018, 06/30/2020, 06/30/2023)                         |                        |              | Active                              | 29                      | 2                 | 0                   | 7.41%               | 31                      |                                       | 2                              | Y                              |                                 |                   | 08/2022                              |                 | \$5,000.00    |
| 50664                                                                  | TAOYUAN HSIEN LI CHING | 06/12/1990   |                                     |                         |                   |                     |                     |                         |                                       |                                |                                |                                 |                   |                                      |                 |               |
| Exc Award (06/30/2018, 06/30/2019)                                     |                        |              | Active                              | 21                      | 2                 | 1                   | 5.00%               | 29                      | 22                                    | 4                              | Y                              |                                 |                   | 03/2018                              |                 |               |
| 42581                                                                  | TAOYUAN HSIEN NEILI    | 04/07/1983   |                                     |                         |                   |                     |                     |                         |                                       |                                |                                |                                 |                   |                                      |                 |               |
| Exc Award (06/30/2016, 06/30/2019, 06/30/2023)                         |                        |              | Active                              | 53                      | 11                | 0                   | 26.19%              | 58                      |                                       | 4                              | N                              |                                 |                   | 07/2020                              |                 | \$10,000.00   |
| 103648                                                                 | TAOYUAN HSIEN YA TAI   | 09/18/2008   |                                     |                         |                   |                     |                     |                         |                                       |                                |                                |                                 |                   |                                      |                 |               |
| Exc Award (06/30/2016, 06/30/2018, 06/30/2019, 06/30/2020, 06/30/2023) |                        |              | Active                              | 35                      | 0                 | 1                   | -2.78%              | 38                      | 22                                    | 4                              | Y                              |                                 |                   | 12/2021                              |                 | \$1,000.00    |
| 37713                                                                  | TAOYUAN HSIEN YANG MEI | 11/26/1979   |                                     |                         |                   |                     |                     |                         |                                       |                                |                                |                                 |                   |                                      |                 |               |
| Exc Award (06/30/2019, 06/30/2024, 06/30/2025)                         |                        |              | Active                              | 47                      | 1                 | 0                   | 2.17%               | 46                      |                                       | 5                              | Y                              |                                 |                   | 02/2018                              |                 | \$5,000.00    |
| 40327                                                                  | TAOYUAN HSIN WU        | 08/27/1981   |                                     |                         |                   |                     |                     |                         |                                       |                                |                                |                                 |                   |                                      |                 |               |
| Exc Award (06/30/2018, 06/30/2023, 06/30/2024, 06/30/2025)             |                        |              | Active                              | 27                      | 7                 | 3                   | 17.39%              | 27                      | 8                                     | 0                              | N                              | None                            |                   | 12/2023                              |                 | \$1,000.00    |
| 123595                                                                 | Taoyuan Hua Hsun       | 12/15/2014   |                                     |                         |                   |                     |                     |                         |                                       |                                |                                |                                 |                   |                                      |                 |               |
| Exc Award (06/30/2018, 06/30/2019, 06/30/2023, 06/30/2024)             |                        |              | Active                              | 79                      | 13                | 1                   | 17.91%              | 70                      | 3                                     | 5                              | Y                              |                                 |                   | 03/2024                              |                 | \$7,000.00    |
| 58909                                                                  | TAOYUAN KUAN YIN       | 12/09/1996   |                                     |                         |                   |                     |                     |                         |                                       |                                |                                |                                 |                   |                                      |                 |               |
| Exc Award (06/30/2018, 06/30/2023, 06/30/2025)                         |                        |              | Active                              | 32                      | 6                 | 0                   | 23.08%              | 28                      |                                       | 4                              | Y                              |                                 |                   | 10/2023                              |                 | \$1,000.00    |
| 115292                                                                 | TAOYUAN KUAN YIN NU    | 10/28/2011   |                                     |                         |                   |                     |                     |                         |                                       |                                |                                |                                 |                   |                                      |                 |               |
| Exc Award (06/30/2019, 06/30/2020, 06/30/2023)                         |                        |              | Active                              | 25                      | 1                 | 0                   | 4.17%               | 25                      |                                       | 0                              | Y                              |                                 |                   | 12/2020                              |                 | \$3,000.00    |
| 121528                                                                 | Taoyuan Li Min         | 03/19/2014   |                                     |                         |                   |                     |                     |                         |                                       |                                |                                |                                 |                   |                                      |                 |               |
| Exc Award (06/30/2018, 06/30/2022)                                     |                        |              | Active                              | 16                      | 0                 | 0                   | 0.00%               | 20                      |                                       | 14                             | N                              |                                 |                   | 02/2018                              |                 |               |
| 118705                                                                 | TAOYUAN LING HANG      | 02/12/2013   |                                     |                         |                   |                     |                     |                         |                                       |                                |                                |                                 |                   |                                      |                 |               |
| Exc Award (06/30/2016, 06/30/2018, 06/30/2020)                         |                        |              | Active                              | 22                      | 2                 | 0                   | 10.00%              | 22                      |                                       | 4                              | Y                              |                                 |                   | 09/2020                              |                 |               |
| 123205                                                                 | Taoyuan Liu Tu         | 09/25/2014   |                                     |                         |                   |                     |                     |                         |                                       |                                |                                |                                 |                   |                                      |                 |               |
| Exc Award (06/30/2016, 06/30/2022, 06/30/2023)                         |                        |              | Active                              | 28                      | 0                 | 1                   | -3.45%              | 35                      | 1                                     | 1                              | N                              |                                 |                   | 06/2022                              |                 | \$4,000.00    |
| 64791                                                                  | TAOYUAN LONG SHING     | 11/08/2001   |                                     |                         |                   |                     |                     |                         |                                       |                                |                                |                                 |                   |                                      |                 |               |
| Exc Award (06/30/2016, 06/30/2023, 06/30/2025)                         |                        |              | Active                              | 31                      | 2                 | 1                   | 3.33%               | 30                      | 12                                    | 0                              | Y                              |                                 |                   | 03/2018                              |                 |               |
| 53568                                                                  | TAOYUAN LUNG CHUAN     | 08/06/1992   |                                     |                         |                   |                     |                     |                         |                                       |                                |                                |                                 |                   |                                      |                 |               |




# Club Health Assessment for District 300B 5 through December 2025

|             |                                                                                                                    |              | Status                              | Membership              |                   |                     |                     |                         |                                       | Reports                        |                                |                                 |                   | Finance                              | LCIF            |               |
|-------------|--------------------------------------------------------------------------------------------------------------------|--------------|-------------------------------------|-------------------------|-------------------|---------------------|---------------------|-------------------------|---------------------------------------|--------------------------------|--------------------------------|---------------------------------|-------------------|--------------------------------------|-----------------|---------------|
| Club Number | Club Name                                                                                                          | Charter Date | Times in Status Quo in Past 2 Years | Current Member Count ** | YTD Members Added | YTD Members Dropped | YTD Net Growth% *** | Member Count 1 Year Ago | Dropped Members Avg.Length of Service | Months Since Membership Update | Current Officers Reported **** | Current President Repeated Term | VP Reported ***** | Last Date Reported Service (mm/yyyy) | Account Balance | YTD Donations |
| 117942      | Exc Award (06/30/2016, 06/30/2017, 06/30/2018)<br>TAOYUAN NEW VISION                                               | 10/08/2012   | Active                              | 21                      | 0                 | 4                   | -16.00%             | 24                      | 2                                     | 0                              | Y                              |                                 |                   | 12/2021                              |                 |               |
| 121427      | Exc Award (06/30/2019, 06/30/2023, 06/30/2025)<br>Taoyuan Nu                                                       | 02/28/2014   | Active                              | 20                      | 3                 | 0                   | 17.65%              | 19                      |                                       | 3                              | Y                              |                                 |                   | 12/2020                              |                 | \$1,000.00    |
| 43037       | Exc Award (06/30/2018, 06/30/2019, 06/30/2023, 06/30/2024)<br>TAOYUAN PUHSIN                                       | 09/21/1983   | Active                              | 22                      | 0                 | 1                   | -4.35%              | 25                      | 4                                     | 0                              | N                              |                                 |                   | 02/2018                              |                 |               |
| 121751      | Exc Award (06/30/2017, 06/30/2018, 06/30/2019, 06/30/2023)<br>Taoyuan Real Estate Agent for Public Welfare         | 04/04/2014   | Active                              | 38                      | 0                 | 0                   | 0.00%               | 39                      |                                       | 6                              | Y                              |                                 |                   | 07/2022                              |                 |               |
| 60674       | Exc Award (06/30/2018, 06/30/2020, 06/30/2024)<br>TAOYUAN SHENG TE                                                 | 04/21/1998   | Active                              | 14                      | 2                 | 0                   | 16.67%              | 12                      |                                       | 5                              | Y                              |                                 |                   | 09/2021                              |                 |               |
| 122874      | Exc Award (06/30/2018, 06/30/2019, 06/30/2023)<br>Taoyuan Shuang Yuan                                              | 07/31/2014   | Active                              | 30                      | 1                 | 0                   | 3.45%               | 29                      |                                       | 4                              | Y                              |                                 |                   | 10/2023                              |                 | \$1,000.00    |
| 123749      | Exc Award (06/30/2016, 06/30/2017, 06/30/2018, 06/30/2020, 06/30/2022, 06/30/2024, 06/30/2025)<br>Taoyuan Tai Shan | 12/17/2014   | Active                              | 15                      | 0                 | 0                   | 0.00%               | 17                      |                                       | 6                              | N                              |                                 |                   | 03/2018                              |                 | \$3,000.00    |
| 156119      | Exc Award (06/30/2016, 06/30/2019, 06/30/2024)<br>Taoyuan Tao Le                                                   | 10/03/2023   | Active                              | 35                      | 3                 | 0                   | 9.38%               | 40                      |                                       | 3                              | Y                              |                                 |                   |                                      |                 |               |
| 62516       | Exc Award (06/30/2024)<br>TAOYUAN TZU CHIANG                                                                       | 11/23/1999   | Active                              | 46                      | 4                 | 2                   | 4.55%               | 45                      | 9                                     | 0                              | Y                              |                                 |                   | 02/2020                              |                 | \$3,000.00    |
| 126576      | Exc Award (06/30/2016, 06/30/2017, 06/30/2019, 06/30/2023, 06/30/2024, 06/30/2025)<br>Taoyuan Way Hair             | 01/22/2016   | Active                              | 47                      | 13                | 12                  | 2.17%               | 51                      | 2                                     | 1                              | N                              |                                 |                   | 12/2023                              |                 | \$7,000.00    |
| 148266      | Exc Award (06/30/2018, 06/30/2022, 06/30/2023, 06/30/2025)<br>Taoyuan Yong De                                      | 09/16/2021   | Active                              | 27                      | 0                 | 0                   | 0.00%               | 35                      |                                       | 6                              | N                              |                                 |                   |                                      |                 |               |
| 133239      | Taoyuan Zhen Lian                                                                                                  | 11/27/2017   | Active                              | 30                      | 3                 | 1                   | 7.14%               | 31                      | 0                                     | 0                              | Y                              |                                 |                   | 10/2023                              |                 | \$1,000.00    |
|             | Exc Award (06/30/2018, 06/30/2023, 06/30/2024)                                                                     |              |                                     |                         |                   |                     |                     |                         |                                       |                                |                                |                                 |                   |                                      |                 |               |



## Club Health Assessment for District 300B 5 through December 2025



| Club Number | Club Name | Charter Date | Status                              | Membership              |                   |                     |                     |                         | Reports                               |                                |                                |                                 | Finance           | LCIF                                 |
|-------------|-----------|--------------|-------------------------------------|-------------------------|-------------------|---------------------|---------------------|-------------------------|---------------------------------------|--------------------------------|--------------------------------|---------------------------------|-------------------|--------------------------------------|
|             |           |              | Times in Status Quo in Past 2 Years | Current Member Count ** | YTD Members Added | YTD Members Dropped | YTD Net Growth% *** | Member Count 1 Year Ago | Dropped Members Avg.Length of Service | Months Since Membership Update | Current Officers Reported **** | Current President Repeated Term | VP Reported ***** | Last Date Reported Service (mm/yyyy) |

Clubs Cancelled Previous Fiscal Year – Clubs Cancelled within last 12 months may be reinstated

| Club Number | Club Name          | Charter Date | Current Status* | Cancellation Date |
|-------------|--------------------|--------------|-----------------|-------------------|
| 139738      | Taoyuan NTUT       | 10/02/2019   | Cancelled(6*)   | 06/29/2025        |
| 115455      | TAOYUAN ZHEN XIANG | 10/31/2011   | Cancelled(6*)   | 06/29/2025        |

| Current Total Clubs Count | YTD New Clubs Count | YTD Cancelled Clubs Count | YTD Net Club Gain | Current Total Members Count | YTD Add | YTD Drop | YTD Net Growth | YTD Net Growth % | Member Count 12 Months Ago | Average Member Count Per Club | % of Clubs with less than 20 members | % No Officer Report in 12 Months | % of Clubs with balance 90+ days | Number of Clubs in Status Quo | % Status Quo Clubs in Financial Suspension | Number of Cancelled Clubs | Average Cancelled Club Age | Members Lost Due to Cancellation | % of Clubs Cancelled for Non-Financial Reasons |
|---------------------------|---------------------|---------------------------|-------------------|-----------------------------|---------|----------|----------------|------------------|----------------------------|-------------------------------|--------------------------------------|----------------------------------|----------------------------------|-------------------------------|--------------------------------------------|---------------------------|----------------------------|----------------------------------|------------------------------------------------|
| 51                        | 0                   | 0                         | 0                 | 1,623                       | 185     | 51       | 134            | 9.00%            | 1,619                      | 32                            | 16%                                  | 2%                               | 0%                               | 0                             | 0%                                         | 0                         | 0                          | 0                                | 0%                                             |

\* - P - Priority Club. Cancellation Reasons: 1-Objectives/conduct, 2-Non-active club, 5-Non-existing club, 6-Disbanding, 7-Merger, 8-Financial Suspension, 9-District/Multiple District Dues.

\*\* Red denotes below 15 active members.

\*\*\* Red denotes 20% + loss.

\*\*\*\* Y - all 3 (President, Secretary, Treasurer) club officers reported, N - not all 3 reported.

\*\*\*\*\* Abbreviation: N-New, IP-Immediate Past, R-Repeat.



# Club Health Assessment for District 300B 6 through December 2025

|                               |                                                            |              | Status                              | Membership              |                   |                     |                     |                         |                                       | Reports                        |                                |                                 |                   | Finance                              | LCIF            |               |
|-------------------------------|------------------------------------------------------------|--------------|-------------------------------------|-------------------------|-------------------|---------------------|---------------------|-------------------------|---------------------------------------|--------------------------------|--------------------------------|---------------------------------|-------------------|--------------------------------------|-----------------|---------------|
| Club Number                   | Club Name                                                  | Charter Date | Times in Status Quo in Past 2 Years | Current Member Count ** | YTD Members Added | YTD Members Dropped | YTD Net Growth% *** | Member Count 1 Year Ago | Dropped Members Avg.Length of Service | Months Since Membership Update | Current Officers Reported **** | Current President Repeated Term | VP Reported ***** | Last Date Reported Service (mm/yyyy) | Account Balance | YTD Donations |
| Clubs less than two years old |                                                            |              |                                     |                         |                   |                     |                     |                         |                                       |                                |                                |                                 |                   |                                      |                 |               |
| 187247                        | Hsinchu County Chuan Chi                                   | 07/21/2025   | Active                              | 50                      | 50                | 0                   | 100.00%             | 0                       |                                       | 1                              | Y                              |                                 |                   | 11/2025                              |                 | \$8,000.00    |
| 190442                        | Hsinchu County Huyao                                       | 10/07/2025   | Newly Chartered                     | 27                      | 31                | 4                   | 100.00%             | 0                       | 0                                     | 0                              | Y                              |                                 |                   |                                      |                 |               |
| 186963                        | Hsinchu County Longteng                                    | 07/14/2025   | Active                              | 33                      | 33                | 0                   | 100.00%             | 0                       |                                       | 0                              | Y                              |                                 |                   | 08/2025                              |                 | \$6,200.00    |
| 179041                        | HSINCHU COUNTY TECHNOLOGY                                  | 11/05/2024   | Active                              | 20                      | 9                 | 11                  | -9.09%              | 30                      | 1                                     | 1                              | N                              | None                            |                   | 02/2025                              |                 | \$1,900.00    |
| 175940                        | Jhunan Li Jing                                             | 07/23/2024   | Active                              | 41                      | 5                 | 1                   | 10.81%              | 41                      | 1                                     | 0                              | Y                              | 2                               |                   | 11/2025                              |                 | \$9,600.08    |
| 185822                        | Toufen City Baiji                                          | 07/17/2025   | Active                              | 61                      | 63                | 2                   | 100.00%             | 0                       | 0                                     | 0                              | Y                              |                                 | N                 |                                      |                 | \$12,000.00   |
| Clubs more than two years old |                                                            |              |                                     |                         |                   |                     |                     |                         |                                       |                                |                                |                                 |                   |                                      |                 |               |
| 136310                        | Baoshan                                                    | 09/05/2018   | Active                              | 27                      | 5                 | 0                   | 22.73%              | 27                      |                                       | 5                              | Y                              |                                 |                   | 08/2025                              |                 | \$4,000.00    |
|                               | Exc Award (06/30/2023)                                     |              |                                     |                         |                   |                     |                     |                         |                                       |                                |                                |                                 |                   |                                      |                 |               |
| 41051                         | CHIUNG LIN                                                 | 03/26/1982   | Active(1)                           | 6                       | 0                 | 0                   | 0.00%               | 6                       |                                       | 16                             | Y                              | 2                               |                   | 01/2018                              |                 |               |
| 23366                         | CHU NAN                                                    | 11/03/1968   | Active                              | 34                      | 1                 | 1                   | 0.00%               | 33                      | 4                                     | 3                              | Y                              |                                 |                   | 10/2025                              |                 | \$11,000.00   |
|                               | Exc Award (06/30/2018, 06/30/2023, 06/30/2025)             |              |                                     |                         |                   |                     |                     |                         |                                       |                                |                                |                                 |                   |                                      |                 |               |
| 45429                         | CHU NAN SOUTHWEST                                          | 10/28/1985   | Active                              | 56                      | 3                 | 3                   | 0.00%               | 61                      | 3                                     | 1                              | Y                              |                                 |                   | 02/2023                              |                 | \$25,000.00   |
|                               | Exc Award (06/30/2022)                                     |              |                                     |                         |                   |                     |                     |                         |                                       |                                |                                |                                 |                   |                                      |                 |               |
| 56218                         | CHU NAN UNION                                              | 11/07/1994   | Active                              | 27                      | 10                | 5                   | 22.73%              | 32                      | 13                                    | 0                              | N                              |                                 |                   | 01/2024                              |                 | \$17,000.00   |
|                               | Exc Award (06/30/2016, 06/30/2022, 06/30/2024)             |              |                                     |                         |                   |                     |                     |                         |                                       |                                |                                |                                 |                   |                                      |                 |               |
| 133548                        | Chupei City Da Shing                                       | 01/03/2018   | Active                              | 39                      | 13                | 0                   | 50.00%              | 31                      |                                       | 5                              | Y                              |                                 |                   | 08/2023                              |                 | \$4,000.00    |
|                               | Exc Award (06/30/2023)                                     |              |                                     |                         |                   |                     |                     |                         |                                       |                                |                                |                                 |                   |                                      |                 |               |
| 55952                         | CHUPEI HWA HSING                                           | 06/28/1994   | Active                              | 59                      | 15                | 0                   | 34.09%              | 50                      |                                       | 5                              | Y                              |                                 |                   | 08/2025                              |                 | \$22,000.05   |
|                               | Exc Award (06/30/2016, 06/30/2017, 06/30/2022, 06/30/2024) |              |                                     |                         |                   |                     |                     |                         |                                       |                                |                                |                                 |                   |                                      |                 |               |
| 58397                         | CHUPEI HWA MEI                                             | 06/10/1996   | Active                              | 29                      | 7                 | 10                  | -9.38%              | 36                      | 5                                     | 0                              | Y                              |                                 |                   | 11/2024                              |                 | \$4,000.00    |
|                               | Exc Award (06/30/2017, 06/30/2020, 06/30/2021, 06/30/2025) |              |                                     |                         |                   |                     |                     |                         |                                       |                                |                                |                                 |                   |                                      |                 |               |
| 40543                         | CHUPEI L C                                                 | 11/16/1981   | Active                              | 52                      | 2                 | 4                   | -3.70%              | 58                      | 3                                     | 0                              | Y                              |                                 |                   | 03/2022                              |                 | \$122,000.02  |
|                               | Exc Award (06/30/2017, 06/30/2022)                         |              |                                     |                         |                   |                     |                     |                         |                                       |                                |                                |                                 |                   |                                      |                 |               |
| 46080                         | CHUTUNG TA TUNG                                            | 04/28/1986   | Active                              | 27                      | 6                 | 5                   | 3.85%               | 29                      | 5                                     | 0                              | Y                              |                                 |                   | 12/2022                              |                 | \$3,999.98    |
|                               | Exc Award (06/30/2021, 06/30/2023, 06/30/2024)             |              |                                     |                         |                   |                     |                     |                         |                                       |                                |                                |                                 |                   |                                      |                 |               |



# Club Health Assessment for District 300B 6 through December 2025

|             |                                                                        |              | Status                              | Membership              |                   |                     |                     |                         |                                       | Reports                        |                                |                                 |                   | Finance                              | LCIF            |               |
|-------------|------------------------------------------------------------------------|--------------|-------------------------------------|-------------------------|-------------------|---------------------|---------------------|-------------------------|---------------------------------------|--------------------------------|--------------------------------|---------------------------------|-------------------|--------------------------------------|-----------------|---------------|
| Club Number | Club Name                                                              | Charter Date | Times in Status Quo in Past 2 Years | Current Member Count ** | YTD Members Added | YTD Members Dropped | YTD Net Growth% *** | Member Count 1 Year Ago | Dropped Members Avg.Length of Service | Months Since Membership Update | Current Officers Reported **** | Current President Repeated Term | VP Reported ***** | Last Date Reported Service (mm/yyyy) | Account Balance | YTD Donations |
| 53610       | CHUTUNG TSYR AN                                                        | 08/25/1992   | Active                              | 13                      | 6                 | 0                   | 85.71%              | 8                       |                                       | 5                              | Y                              |                                 |                   | 01/2018                              |                 | \$2,400.00    |
| 41389       | HOULUNG L C                                                            | 05/17/1982   | Active                              | 43                      | 4                 | 0                   | 10.26%              | 40                      |                                       | 4                              | Y                              |                                 |                   | 07/2025                              |                 | \$2,000.00    |
|             | Exc Award (06/30/2016, 06/30/2022, 06/30/2023)                         |              |                                     |                         |                   |                     |                     |                         |                                       |                                |                                |                                 |                   |                                      |                 |               |
| 40377       | HSIN FENG L C                                                          | 09/16/1981   | Active                              | 27                      | 1                 | 2                   | -3.57%              | 30                      | 19                                    | 0                              | Y                              |                                 |                   | 07/2025                              |                 | \$2,899.98    |
|             | Exc Award (06/30/2016, 06/30/2021, 06/30/2023)                         |              |                                     |                         |                   |                     |                     |                         |                                       |                                |                                |                                 |                   |                                      |                 |               |
| 52545       | HSIN PU HSIN HSIN                                                      | 02/20/1992   | Active                              | 34                      | 0                 | 1                   | -2.86%              | 37                      | 5                                     | 0                              | Y                              |                                 |                   | 03/2024                              |                 | \$5,000.00    |
|             | Exc Award (06/30/2022, 06/30/2023)                                     |              |                                     |                         |                   |                     |                     |                         |                                       |                                |                                |                                 |                   |                                      |                 |               |
| 39913       | HSIN PU VILLAGE L C                                                    | 05/20/1981   | Active                              | 35                      | 7                 | 0                   | 25.00%              | 33                      |                                       | 0                              | Y                              | 2                               |                   | 03/2024                              |                 | \$7,600.00    |
|             | Exc Award (06/30/2016, 06/30/2022, 06/30/2024)                         |              |                                     |                         |                   |                     |                     |                         |                                       |                                |                                |                                 |                   |                                      |                 |               |
| 23372       | HSINCHU                                                                | 03/13/1966   | Active                              | 39                      | 11                | 1                   | 34.48%              | 34                      | 2                                     | 0                              | Y                              |                                 |                   | 09/2025                              |                 | \$11,000.02   |
|             | Exc Award (06/30/2017, 06/30/2022)                                     |              |                                     |                         |                   |                     |                     |                         |                                       |                                |                                |                                 |                   |                                      |                 |               |
| 23373       | HSINCHU CENTRAL                                                        | 10/18/1970   | Active                              | 141                     | 9                 | 6                   | 2.17%               | 140                     | 1                                     | 0                              | Y                              |                                 |                   | 12/2025                              |                 | \$30,999.96   |
|             | Exc Award (06/30/2016, 06/30/2019, 06/30/2023, 06/30/2024, 06/30/2025) |              |                                     |                         |                   |                     |                     |                         |                                       |                                |                                |                                 |                   |                                      |                 |               |
| 98370       | HSINCHU CHENAI                                                         | 01/26/2007   | Active                              | 40                      | 24                | 2                   | 122.22%             | 28                      | 0                                     | 0                              | Y                              |                                 |                   | 12/2019                              |                 | \$5,200.00    |
|             | Exc Award (06/30/2023)                                                 |              |                                     |                         |                   |                     |                     |                         |                                       |                                |                                |                                 |                   |                                      |                 |               |
| 34405       | HSINCHU CHENG KUNG                                                     | 08/08/1977   | Active                              | 32                      | 7                 | 1                   | 23.08%              | 32                      | 3                                     | 4                              | N                              |                                 |                   | 01/2023                              |                 |               |
|             | Exc Award (06/30/2017, 06/30/2023, 06/30/2024)                         |              |                                     |                         |                   |                     |                     |                         |                                       |                                |                                |                                 |                   |                                      |                 |               |
| 44572       | HSINCHU CHENG TE                                                       | 01/31/1985   | Active                              | 30                      | 2                 | 1                   | 3.45%               | 32                      | 35                                    | 0                              | Y                              |                                 |                   | 01/2018                              |                 | \$1,000.00    |
|             | Exc Award (06/30/2016, 06/30/2023, 06/30/2025)                         |              |                                     |                         |                   |                     |                     |                         |                                       |                                |                                |                                 |                   |                                      |                 |               |
| 135968      | Hsinchu Chihyin Arts                                                   | 08/22/2018   | Active                              | 15                      | 6                 | 6                   | 0.00%               | 14                      | 1                                     | 0                              | Y                              |                                 |                   | 01/2024                              |                 |               |
|             | Exc Award (06/30/2023)                                                 |              |                                     |                         |                   |                     |                     |                         |                                       |                                |                                |                                 |                   |                                      |                 |               |
| 55610       | HSINCHU CHU KUANG                                                      | 04/27/1994   | Active                              | 19                      | 3                 | 0                   | 18.75%              | 18                      |                                       | 5                              | Y                              |                                 |                   | 01/2018                              |                 |               |
| 38871       | HSINCHU CHUNG CHENG L C                                                | 08/29/1980   | Active                              | 38                      | 5                 | 2                   | 8.57%               | 38                      | 2                                     | 0                              | Y                              |                                 |                   | 12/2022                              |                 | \$5,299.98    |
|             | Exc Award (06/30/2023, 06/30/2025)                                     |              |                                     |                         |                   |                     |                     |                         |                                       |                                |                                |                                 |                   |                                      |                 |               |
| 55113       | HSINCHU CHUNG HSIAO                                                    | 12/08/1993   | Active                              | 29                      | 3                 | 0                   | 11.54%              | 28                      |                                       | 0                              | Y                              |                                 |                   | 12/2025                              |                 | \$10,000.00   |
|             | Exc Award (06/30/2016, 06/30/2025)                                     |              |                                     |                         |                   |                     |                     |                         |                                       |                                |                                |                                 |                   |                                      |                 |               |
| 53858       | HSINCHU CHUNG HSING                                                    | 12/01/1992   | Active                              | 53                      | 7                 | 0                   | 15.22%              | 49                      |                                       | 4                              | Y                              |                                 |                   | 01/2025                              |                 | \$5,500.00    |
|             | Exc Award (06/30/2016, 06/30/2023)                                     |              |                                     |                         |                   |                     |                     |                         |                                       |                                |                                |                                 |                   |                                      |                 |               |
| 42451       | HSINCHU CHUNG SHAN                                                     | 03/21/1983   | Active                              | 10                      | 2                 | 7                   | -33.33%             | 19                      | 12                                    | 0                              | N                              |                                 |                   | 01/2020                              |                 | \$1,000.00    |





# Club Health Assessment for District 300B 6 through December 2025

|                                                            |                                       |              | Status                              | Membership                                                             |                   |                     |                     |                         |                                       | Reports                        |                                |                                 |                   | Finance                              | LCIF            |               |  |
|------------------------------------------------------------|---------------------------------------|--------------|-------------------------------------|------------------------------------------------------------------------|-------------------|---------------------|---------------------|-------------------------|---------------------------------------|--------------------------------|--------------------------------|---------------------------------|-------------------|--------------------------------------|-----------------|---------------|--|
| Club Number                                                | Club Name                             | Charter Date | Times in Status Quo in Past 2 Years | Current Member Count **                                                | YTD Members Added | YTD Members Dropped | YTD Net Growth% *** | Member Count 1 Year Ago | Dropped Members Avg.Length of Service | Months Since Membership Update | Current Officers Reported **** | Current President Repeated Term | VP Reported ***** | Last Date Reported Service (mm/yyyy) | Account Balance | YTD Donations |  |
| Exc Award (06/30/2023)                                     |                                       |              | Active                              | 29                                                                     | 6                 | 3                   | 11.54%              | 25                      | 1                                     | 0                              | Y                              |                                 |                   | 10/2025                              | 90+ Days        | \$5,100.00    |  |
| 155417                                                     | Hsinchu City Glorious                 | 08/14/2023   |                                     | Exc Award (06/30/2024, 06/30/2025)                                     |                   |                     |                     |                         |                                       |                                |                                |                                 |                   |                                      |                 |               |  |
| 151901                                                     | Hsinchu City Happy                    | 07/22/2022   |                                     | Cancelled(8*)                                                          | 0                 | 0                   | 41                  | -100.00%                | 31                                    | 3                              | 1                              | N                               | None              |                                      |                 |               |  |
| Exc Award (06/30/2023, 06/30/2025)                         |                                       |              | Active                              | 26                                                                     | 6                 | 0                   | 30.00%              | 28                      |                                       | 5                              | Y                              |                                 |                   | 02/2024                              |                 | \$4,000.00    |  |
| 135969                                                     | Hsinchu City Hsinyun                  | 08/22/2018   |                                     | Exc Award (06/30/2021, 06/30/2024)                                     |                   |                     |                     |                         |                                       |                                |                                |                                 |                   |                                      |                 |               |  |
| 139354                                                     | Hsinchu City Queen                    | 07/29/2019   |                                     | Active                                                                 | 33                | 5                   | 21                  | -32.65%                 | 49                                    | 2                              | 0                              | Y                               |                   |                                      |                 | 10/2025       |  |
| Exc Award (06/30/2021, 06/30/2023, 06/30/2024, 06/30/2025) |                                       |              | Active                              | 25                                                                     | 2                 | 3                   | -3.85%              | 40                      | 8                                     | 0                              | Y                              |                                 |                   | 02/2023                              |                 | \$1,000.00    |  |
| 50883                                                      | HSINCHU CITY REN TE                   | 08/08/1990   |                                     | Exc Award (06/30/2017, 06/30/2025)                                     |                   |                     |                     |                         |                                       |                                |                                |                                 |                   |                                      |                 |               |  |
| 118204                                                     | HSINCHU CITY WEBINAR                  | 10/29/2012   |                                     | Active                                                                 | 44                | 17                  | 1                   | 57.14%                  | 20                                    | 1                              | 0                              | N                               | None              |                                      |                 | 10/2025       |  |
| Exc Award (06/30/2022, 06/30/2025)                         |                                       |              | Active(1)                           | 4                                                                      | 0                 | 2                   | -33.33%             | 20                      | 1                                     | 1                              | Y                              |                                 |                   | 08/2021                              |                 |               |  |
| 129133                                                     | Hsinchu County Cultural & Educational | 11/30/2016   |                                     | Exc Award (06/30/2023)                                                 |                   |                     |                     |                         |                                       |                                |                                |                                 |                   |                                      |                 |               |  |
| 98371                                                      | HSINCHU COUNTY FENGHSIN               | 01/26/2007   |                                     | Active                                                                 | 28                | 1                   | 4                   | -9.68%                  | 30                                    | 7                              | 0                              | N                               | None              |                                      |                 | 10/2024       |  |
| Exc Award (06/30/2016, 06/30/2021, 06/30/2022, 06/30/2025) |                                       |              | Active                              | 14                                                                     | 1                 | 0                   | 7.69%               | 18                      |                                       | 2                              | Y                              |                                 |                   | 01/2023                              |                 |               |  |
| 126614                                                     | Hsinchu County Shan Chi               | 01/27/2016   |                                     | Exc Award (06/30/2022)                                                 |                   |                     |                     |                         |                                       |                                |                                |                                 |                   |                                      |                 |               |  |
| 128449                                                     | Hsinchu County Volunteer Firemen      | 09/13/2016   |                                     | Active                                                                 | 0                 | 0                   | 12                  | -100.00%                | 12                                    | 7                              | 5                              | N                               | None              |                                      |                 | 01/2023       |  |
| 105360                                                     | HSINCHU FENG CHENG                    | 05/01/2009   | Active                              | 35                                                                     | 1                 | 1                   | 0.00%               | 39                      | 12                                    | 4                              | Y                              |                                 |                   | 02/2025                              |                 | \$4,599.96    |  |
| Exc Award (06/30/2017, 06/30/2021, 06/30/2024)             |                                       |              | Active                              | 49                                                                     | 10                | 6                   | 8.89%               | 36                      | 5                                     | 0                              | Y                              |                                 |                   | 08/2025                              |                 |               |  |
| 45304                                                      | HSINCHU GUAN TUNG                     | 07/23/1985   |                                     | Exc Award (06/30/2016, 06/30/2025)                                     |                   |                     |                     |                         |                                       |                                |                                |                                 |                   |                                      |                 |               |  |
| 42855                                                      | HSINCHU HENGSHAN                      | 06/13/1983   |                                     | Active                                                                 | 4                 | 0                   | 0                   | 0.00%                   | 10                                    |                                | 2                              | N                               |                   |                                      | 01/2018         |               |  |
| Exc Award (06/30/2023)                                     |                                       |              | Active                              | 44                                                                     | 18                | 1                   | 62.96%              | 29                      | 1                                     | 3                              | Y                              |                                 |                   | 03/2024                              |                 |               |  |
| 37711                                                      | HSINCHU HSIEN CHU TUNG                | 11/26/1979   |                                     | Exc Award (06/30/2017, 06/30/2020, 06/30/2021, 06/30/2022, 06/30/2025) |                   |                     |                     |                         |                                       |                                |                                |                                 |                   |                                      |                 |               |  |
| 51757                                                      | HSINCHU HSIN HSING                    | 06/03/1991   |                                     | Active                                                                 | 24                | 2                   | 0                   | 9.09%                   | 25                                    |                                | 3                              | Y                               |                   |                                      |                 | 01/2018       |  |
| Exc Award (06/30/2023)                                     |                                       |              |                                     |                                                                        |                   |                     |                     |                         |                                       |                                |                                |                                 |                   |                                      |                 |               |  |



## Club Health Assessment for District 300B 6 through December 2025

|             |                                                                        |              | Status                              | Membership              |                   |                     |                     |                         |                                       | Reports                        |                                |                                 |                   | Finance                              | LCIF            |               |
|-------------|------------------------------------------------------------------------|--------------|-------------------------------------|-------------------------|-------------------|---------------------|---------------------|-------------------------|---------------------------------------|--------------------------------|--------------------------------|---------------------------------|-------------------|--------------------------------------|-----------------|---------------|
| Club Number | Club Name                                                              | Charter Date | Times in Status Quo in Past 2 Years | Current Member Count ** | YTD Members Added | YTD Members Dropped | YTD Net Growth% *** | Member Count 1 Year Ago | Dropped Members Avg.Length of Service | Months Since Membership Update | Current Officers Reported **** | Current President Repeated Term | VP Reported ***** | Last Date Reported Service (mm/yyyy) | Account Balance | YTD Donations |
| 51520       | HSINCHU KUANG HUI                                                      | 04/04/1991   | Active                              | 47                      | 21                | 1                   | 74.07%              | 32                      | 5                                     | 2                              | Y                              |                                 |                   | 12/2023                              |                 | \$15,000.00   |
|             | Exc Award (06/30/2017, 06/30/2022, 06/30/2023)                         |              |                                     |                         |                   |                     |                     |                         |                                       |                                |                                |                                 |                   |                                      |                 |               |
| 43167       | HSINCHU KUANG HWA                                                      | 11/07/1983   | Active                              | 81                      | 4                 | 7                   | -3.57%              | 77                      | 11                                    | 0                              | Y                              |                                 |                   | 02/2023                              |                 | \$7,000.00    |
|             | Exc Award (06/30/2016, 06/30/2021, 06/30/2023, 06/30/2025)             |              |                                     |                         |                   |                     |                     |                         |                                       |                                |                                |                                 |                   |                                      |                 |               |
| 104323      | HSINCHU KUANG YAO                                                      | 01/09/2009   | Active                              | 50                      | 11                | 3                   | 19.05%              | 49                      | 1                                     | 0                              | Y                              |                                 |                   | 02/2018                              |                 | \$5,000.00    |
|             | Exc Award (06/30/2016, 06/30/2021, 06/30/2025)                         |              |                                     |                         |                   |                     |                     |                         |                                       |                                |                                |                                 |                   |                                      |                 |               |
| 66508       | HSINCHU MING YAO                                                       | 07/29/2002   | Active                              | 12                      | 3                 | 0                   | 33.33%              | 9                       |                                       | 1                              | Y                              |                                 |                   | 03/2023                              |                 | \$1,000.00    |
|             | Exc Award (06/30/2016, 06/30/2017, 06/30/2021, 06/30/2022, 06/30/2025) |              |                                     |                         |                   |                     |                     |                         |                                       |                                |                                |                                 |                   |                                      |                 |               |
| 43790       | HSINCHU OMEI                                                           | 04/02/1984   | Active                              | 29                      | 0                 | 0                   | 0.00%               | 30                      |                                       | 6                              | Y                              |                                 |                   | 01/2018                              |                 |               |
|             | Exc Award (06/30/2016, 06/30/2023)                                     |              |                                     |                         |                   |                     |                     |                         |                                       |                                |                                |                                 |                   |                                      |                 |               |
| 40325       | HSINCHU PEI PU                                                         | 08/27/1981   | Active                              | 45                      | 10                | 3                   | 18.42%              | 44                      | 2                                     | 2                              | Y                              |                                 |                   | 08/2025                              |                 | \$2,800.00    |
|             | Exc Award (06/30/2022)                                                 |              |                                     |                         |                   |                     |                     |                         |                                       |                                |                                |                                 |                   |                                      |                 |               |
| 61662       | HSINCHU PHOENIX                                                        | 03/24/1999   | Active                              | 31                      | 14                | 0                   | 82.35%              | 36                      |                                       | 0                              | Y                              |                                 |                   | 12/2025                              |                 | \$10,000.00   |
|             | Exc Award (06/30/2016, 06/30/2019, 06/30/2023, 06/30/2024)             |              |                                     |                         |                   |                     |                     |                         |                                       |                                |                                |                                 |                   |                                      |                 |               |
| 48084       | HSINCHU PO AI                                                          | 01/25/1988   | Active                              | 49                      | 4                 | 0                   | 8.89%               | 51                      |                                       | 4                              | Y                              |                                 |                   | 12/2023                              |                 | \$3,100.00    |
|             | Exc Award (06/30/2017, 06/30/2018, 06/30/2022, 06/30/2024, 06/30/2025) |              |                                     |                         |                   |                     |                     |                         |                                       |                                |                                |                                 |                   |                                      |                 |               |
| 136527      | Hsinchu Rich and Moral                                                 | 09/26/2018   | Active                              | 7                       | 8                 | 1                   | 100.00%             | 8                       | 0                                     | 0                              | N                              | None                            |                   |                                      |                 |               |
|             | Exc Award (06/30/2023)                                                 |              |                                     |                         |                   |                     |                     |                         |                                       |                                |                                |                                 |                   |                                      |                 |               |
| 49209       | HSINCHU TSUR HUEY                                                      | 02/06/1989   | Active                              | 20                      | 0                 | 3                   | -13.04%             | 25                      | 22                                    | 0                              | Y                              |                                 |                   | 01/2018                              |                 |               |
|             | Exc Award (06/30/2023)                                                 |              |                                     |                         |                   |                     |                     |                         |                                       |                                |                                |                                 |                   |                                      |                 |               |
| 57294       | HSINCHU UNICORN                                                        | 08/18/1995   | Active                              | 29                      | 6                 | 2                   | 16.00%              | 26                      | 7                                     | 0                              | Y                              |                                 |                   | 02/2023                              |                 | \$6,000.00    |
|             | Exc Award (06/30/2016, 06/30/2022, 06/30/2023)                         |              |                                     |                         |                   |                     |                     |                         |                                       |                                |                                |                                 |                   |                                      |                 |               |
| 147773      | Hsinchu Yushan                                                         | 08/02/2021   | Active                              | 66                      | 11                | 2                   | 15.79%              | 50                      | 4                                     | 0                              | Y                              |                                 |                   | 09/2025                              |                 | \$10,500.02   |
|             | Exc Award (06/30/2023, 06/30/2025)                                     |              |                                     |                         |                   |                     |                     |                         |                                       |                                |                                |                                 |                   |                                      |                 |               |
| 57828       | HSINPU SUNG YUN                                                        | 02/12/1996   | Active                              | 23                      | 7                 | 0                   | 43.75%              | 18                      |                                       | 5                              | Y                              |                                 |                   | 07/2025                              |                 | \$10,700.00   |
|             | Exc Award (06/30/2016, 06/30/2021, 06/30/2022, 06/30/2023)             |              |                                     |                         |                   |                     |                     |                         |                                       |                                |                                |                                 |                   |                                      |                 |               |
| 51579       | HU KOU HSIANG HSN HWU                                                  | 04/24/1991   | Active                              | 30                      | 2                 | 2                   | 0.00%               | 41                      | 2                                     | 0                              | Y                              |                                 |                   | 01/2018                              |                 | \$3,000.00    |
|             | Exc Award (06/30/2024, 06/30/2025)                                     |              |                                     |                         |                   |                     |                     |                         |                                       |                                |                                |                                 |                   |                                      |                 |               |



# Club Health Assessment for District 300B 6 through December 2025

|             |                                                            |              | Status                              | Membership              |                   |                     |                     |                         |                                       | Reports                        |                                |                                 |                   | Finance                              | LCIF            |               |
|-------------|------------------------------------------------------------|--------------|-------------------------------------|-------------------------|-------------------|---------------------|---------------------|-------------------------|---------------------------------------|--------------------------------|--------------------------------|---------------------------------|-------------------|--------------------------------------|-----------------|---------------|
| Club Number | Club Name                                                  | Charter Date | Times in Status Quo in Past 2 Years | Current Member Count ** | YTD Members Added | YTD Members Dropped | YTD Net Growth% *** | Member Count 1 Year Ago | Dropped Members Avg.Length of Service | Months Since Membership Update | Current Officers Reported **** | Current President Repeated Term | VP Reported ***** | Last Date Reported Service (mm/yyyy) | Account Balance | YTD Donations |
| 48308       | KUAN HSI HUEY CHYUN                                        | 03/24/1988   | Active                              | 66                      | 4                 | 0                   | 6.45%               | 54                      |                                       | 4                              | Y                              |                                 |                   | 08/2024                              |                 | \$15,300.26   |
|             | Exc Award (06/03/2016, 06/30/2021, 06/30/2022, 06/30/2025) |              |                                     |                         |                   |                     |                     |                         |                                       |                                |                                |                                 |                   |                                      |                 |               |
| 43383       | KUNGKUAN                                                   | 01/10/1984   | Active                              | 42                      | 0                 | 3                   | -6.67%              | 40                      | 6                                     | 0                              | Y                              |                                 |                   | 04/2024                              |                 | \$16,000.00   |
|             | Exc Award (06/30/2017, 06/30/2023, 06/30/2025)             |              |                                     |                         |                   |                     |                     |                         |                                       |                                |                                |                                 |                   |                                      |                 |               |
| 40545       | KWANHSI L C                                                | 11/16/1981   | Active                              | 75                      | 2                 | 0                   | 2.74%               | 65                      |                                       | 5                              | Y                              |                                 |                   | 07/2025                              |                 | \$8,999.96    |
|             | Exc Award (06/30/2017, 06/30/2025)                         |              |                                     |                         |                   |                     |                     |                         |                                       |                                |                                |                                 |                   |                                      |                 |               |
| 23385       | MIAOLI                                                     | 04/04/1965   | Active                              | 20                      | 5                 | 1                   | 25.00%              | 21                      | 13                                    | 0                              | Y                              |                                 |                   | 04/2018                              |                 | \$2,000.00    |
|             | Exc Award (06/30/2023)                                     |              |                                     |                         |                   |                     |                     |                         |                                       |                                |                                |                                 |                   |                                      |                 |               |
| 42578       | MIAOLI CENTRAL                                             | 04/29/1983   | Active                              | 24                      | 4                 | 6                   | -7.69%              | 21                      | 1                                     | 1                              | Y                              |                                 |                   | 09/2025                              |                 | \$2,000.00    |
|             | Exc Award (06/30/2016, 06/30/2022, 06/30/2023, 06/30/2025) |              |                                     |                         |                   |                     |                     |                         |                                       |                                |                                |                                 |                   |                                      |                 |               |
| 104568      | MIAOLI COUNTY HSIN YA                                      | 02/03/2009   | Active                              | 34                      | 8                 | 0                   | 30.77%              | 30                      |                                       | 4                              | Y                              |                                 |                   | 12/2025                              |                 | \$16,000.01   |
|             | Exc Award (06/30/2016, 06/30/2023, 06/30/2024)             |              |                                     |                         |                   |                     |                     |                         |                                       |                                |                                |                                 |                   |                                      |                 |               |
| 67163       | MIAOLI COUNTY NAN FENG                                     | 01/28/2003   | Active                              | 25                      | 3                 | 0                   | 13.64%              | 28                      |                                       | 4                              | Y                              |                                 |                   | 01/2024                              |                 | \$8,000.00    |
|             | Exc Award (06/30/2016, 06/30/2021, 06/30/2022)             |              |                                     |                         |                   |                     |                     |                         |                                       |                                |                                |                                 |                   |                                      |                 |               |
| 59269       | MIAOLI GREAT LAKE                                          | 03/20/1997   | Active                              | 14                      | 2                 | 10                  | -36.36%             | 27                      | 4                                     | 0                              | N                              |                                 |                   | 12/2021                              |                 |               |
|             | Exc Award (06/30/2016, 06/30/2021, 06/30/2022)             |              |                                     |                         |                   |                     |                     |                         |                                       |                                |                                |                                 |                   |                                      |                 |               |
| 52906       | MIAOLI HWA HSIN                                            | 04/14/1992   | Active                              | 26                      | 4                 | 0                   | 18.18%              | 21                      |                                       | 1                              | Y                              |                                 |                   | 03/2023                              |                 | \$6,000.09    |
|             | Exc Award (06/30/2017, 06/30/2022, 06/30/2023)             |              |                                     |                         |                   |                     |                     |                         |                                       |                                |                                |                                 |                   |                                      |                 |               |
| 60673       | MIAOLI YUFENG                                              | 04/21/1998   | Active                              | 32                      | 7                 | 1                   | 23.08%              | 29                      | 1                                     | 0                              | Y                              |                                 |                   | 03/2024                              |                 | \$7,999.98    |
|             | Exc Award (06/30/2017, 06/30/2019, 06/30/2022)             |              |                                     |                         |                   |                     |                     |                         |                                       |                                |                                |                                 |                   |                                      |                 |               |
| 32831       | TOUFEN                                                     | 10/12/1976   | Active                              | 46                      | 9                 | 1                   | 21.05%              | 44                      | 1                                     | 4                              | Y                              |                                 |                   | 01/2018                              |                 | \$7,000.00    |
|             | Exc Award (06/30/2016, 06/30/2023)                         |              |                                     |                         |                   |                     |                     |                         |                                       |                                |                                |                                 |                   |                                      |                 |               |
| 53569       | TOUFEN DONG SHENG                                          | 08/06/1992   | Active                              | 35                      | 3                 | 0                   | 9.38%               | 32                      |                                       | 4                              | Y                              |                                 |                   | 11/2025                              |                 | \$27,000.00   |
|             | Exc Award (06/30/2016, 06/30/2021)                         |              |                                     |                         |                   |                     |                     |                         |                                       |                                |                                |                                 |                   |                                      |                 |               |
| 50591       | TOUFEN HSIN YI                                             | 05/23/1990   | Active                              | 31                      | 4                 | 0                   | 14.81%              | 28                      |                                       | 5                              | Y                              |                                 |                   | 09/2017                              |                 | \$3,200.00    |
| 58802       | TOUFEN TOWN HUEI KUANG                                     | 10/29/1996   | Active                              | 22                      | 1                 | 0                   | 4.76%               | 26                      |                                       | 3                              | Y                              |                                 |                   | 01/2025                              |                 | \$5,800.00    |
|             | Exc Award (06/30/2018, 06/30/2022, 06/30/2025)             |              |                                     |                         |                   |                     |                     |                         |                                       |                                |                                |                                 |                   |                                      |                 |               |
| 95731       | TOUWU                                                      | 02/17/2006   | Active                              | 28                      | 12                | 3                   | 47.37%              | 27                      | 4                                     | 2                              | Y                              |                                 |                   | 01/2018                              |                 | \$1,000.00    |



## Club Health Assessment for District 300B 6 through December 2025

INTERNATIONAL

|                                                |                        |              | Status                              | Membership              |                   |                     |                     |                         | Reports                               |                                |                                |                                 | Finance           | LCIF                                 |                 |               |
|------------------------------------------------|------------------------|--------------|-------------------------------------|-------------------------|-------------------|---------------------|---------------------|-------------------------|---------------------------------------|--------------------------------|--------------------------------|---------------------------------|-------------------|--------------------------------------|-----------------|---------------|
| Club Number                                    | Club Name              | Charter Date | Times in Status Quo in Past 2 Years | Current Member Count ** | YTD Members Added | YTD Members Dropped | YTD Net Growth% *** | Member Count 1 Year Ago | Dropped Members Avg.Length of Service | Months Since Membership Update | Current Officers Reported **** | Current President Repeated Term | VP Reported ***** | Last Date Reported Service (mm/yyyy) | Account Balance | YTD Donations |
| Exc Award (06/30/2023)                         |                        |              |                                     |                         |                   |                     |                     |                         |                                       |                                |                                |                                 |                   |                                      |                 |               |
| 36500                                          | TUNG HSIAO             | 01/29/1979   | Active                              | 27                      | 0                 | 0                   | 0.00%               | 27                      |                                       | 7                              | N                              |                                 |                   | 08/2023                              |                 | \$1,000.00    |
| Exc Award (06/30/2016, 06/30/2022, 06/30/2023) |                        |              |                                     |                         |                   |                     |                     |                         |                                       |                                |                                |                                 |                   |                                      |                 |               |
| 57887                                          | TUNG HSIAO LILY        | 02/20/1996   | Active                              | 27                      | 5                 | 0                   | 22.73%              | 28                      |                                       | 5                              | Y                              |                                 |                   | 08/2025                              |                 | \$2,000.00    |
| Exc Award (06/30/2016, 06/30/2023)             |                        |              |                                     |                         |                   |                     |                     |                         |                                       |                                |                                |                                 |                   |                                      |                 |               |
| 33458                                          | YUAN LI L C            | 03/14/1977   | Active                              | 32                      | 9                 | 0                   | 39.13%              | 24                      |                                       | 4                              | Y                              |                                 |                   | 08/2025                              |                 | \$6,999.98    |
| Exc Award (06/30/2016, 06/30/2022, 06/30/2023) |                        |              |                                     |                         |                   |                     |                     |                         |                                       |                                |                                |                                 |                   |                                      |                 |               |
| 51758                                          | YUAN LI TOWN TSYR YING | 06/03/1991   | Active                              | 22                      | 6                 | 0                   | 37.50%              | 20                      |                                       | 2                              | Y                              |                                 |                   | 08/2025                              |                 | \$2,600.00    |
| Exc Award (06/30/2016, 06/30/2023, 06/30/2024) |                        |              |                                     |                         |                   |                     |                     |                         |                                       |                                |                                |                                 |                   |                                      |                 |               |

Clubs Cancelled Previous Fiscal Year – Clubs Cancelled within last 12 months may be reinstated

| Club Number | Club Name | Charter Date | Current Status* | Cancellation Date |
|-------------|-----------|--------------|-----------------|-------------------|
| 52762       | TORNG LWO | 03/31/1992   | Cancelled(6*)   | 03/29/2025        |

| Current Total Clubs Count | YTD New Clubs Count | YTD Cancelled Clubs Count | YTD Net Club Gain | Current Total Members Count | YTD Add | YTD Drop | YTD Net Growth | YTD Net Growth % | Member Count 12 Months Ago | Average Member Count Per Club | % of Clubs with less than 20 members | % No Officer Report in 12 Months | % of Clubs with balance 90+ days | Number of Clubs in Status Quo | % Status Quo Clubs in Financial Suspension | Number of Cancelled Clubs | Average Cancelled Club Age | Members Lost Due to Cancellation | % of Clubs Cancelled for Non-Financial Reasons |
|---------------------------|---------------------|---------------------------|-------------------|-----------------------------|---------|----------|----------------|------------------|----------------------------|-------------------------------|--------------------------------------|----------------------------------|----------------------------------|-------------------------------|--------------------------------------------|---------------------------|----------------------------|----------------------------------|------------------------------------------------|
| 79                        | 4                   | 1                         | 3                 | 2,692                       | 608     | 219      | 389            | 16.89%           | 2,514                      | 34                            | 15%                                  | 4%                               | 0%                               | 0                             | 0%                                         | 1                         | 36                         | 41                               | 0%                                             |

\* - P - Priority Club. Cancellation Reasons: 1-Objectives/conduct, 2-Non-active club, 5-Non-existing club, 6-Disbanding, 7-Merger, 8-Financial Suspension, 9-District/Multiple District Dues.

\*\* Red denotes below 15 active members.

\*\*\* Red denotes 20% + loss.

\*\*\*\* Y - all 3 (President, Secretary, Treasurer) club officers reported, N - not all 3 reported.

\*\*\*\*\* Abbreviation: N-New, IP-Immediate Past, R-Repeat.



## Club Health Assessment for District 300C 1 through December 2025

|                               |                                                                                  |              | Status                              | Membership              |                   |                     |                     |                         |                                       | Reports                        |                                |                                 |                   | Finance                              | LCIF            |               |
|-------------------------------|----------------------------------------------------------------------------------|--------------|-------------------------------------|-------------------------|-------------------|---------------------|---------------------|-------------------------|---------------------------------------|--------------------------------|--------------------------------|---------------------------------|-------------------|--------------------------------------|-----------------|---------------|
| Club Number                   | Club Name                                                                        | Charter Date | Times in Status Quo in Past 2 Years | Current Member Count ** | YTD Members Added | YTD Members Dropped | YTD Net Growth% *** | Member Count 1 Year Ago | Dropped Members Avg.Length of Service | Months Since Membership Update | Current Officers Reported **** | Current President Repeated Term | VP Reported ***** | Last Date Reported Service (mm/yyyy) | Account Balance | YTD Donations |
| Clubs less than two years old |                                                                                  |              |                                     |                         |                   |                     |                     |                         |                                       |                                |                                |                                 |                   |                                      |                 |               |
| 178073                        | Taichung Chung Hsin                                                              | 09/19/2024   | Active                              | 20                      | 9                 | 6                   | 17.65%              | 29                      | 1                                     | 0                              | Y                              |                                 | N                 |                                      |                 |               |
| 180803                        | Taichung Fly Badminton                                                           | 02/14/2025   | Active                              | 20                      | 0                 | 0                   | 0.00%               | 0                       |                                       | 4                              | Y                              | 2                               |                   |                                      |                 |               |
| 190548                        | Taichung Shan Qing                                                               | 10/20/2025   | Newly Chartered                     | 21                      | 26                | 5                   | 100.00%             | 0                       | 0                                     | 0                              | Y                              |                                 |                   |                                      |                 |               |
| 175020                        | Taichung Yuanlin Baiguoshan                                                      | 07/23/2024   | Active                              | 20                      | 0                 | 0                   | 0.00%               | 23                      |                                       | 6                              | Y                              |                                 |                   |                                      |                 | \$1,000.01    |
| Clubs more than two years old |                                                                                  |              |                                     |                         |                   |                     |                     |                         |                                       |                                |                                |                                 |                   |                                      |                 |               |
| 23403                         | TAICHUNG<br>Exc Award (06/30/2016)                                               | 05/01/1959   | Active                              | 49                      | 10                | 3                   | 16.67%              | 46                      | 2                                     | 0                              | Y                              |                                 |                   | 10/2022                              |                 | \$4,000.04    |
| 60267                         | TAICHUNG A P<br>Exc Award (06/30/2018, 06/30/2019, 06/30/2021, 06/30/2023)       | 01/05/1998   | Active                              | 49                      | 4                 | 0                   | 8.89%               | 41                      |                                       | 3                              | Y                              |                                 | N                 | 09/2019                              |                 | \$15,000.09   |
| 156017                        | Taichung Big Family                                                              | 09/22/2023   | Active                              | 25                      | 0                 | 0                   | 0.00%               | 25                      |                                       | 8                              | N                              |                                 | N                 |                                      |                 | \$2,000.04    |
| 68740                         | TAICHUNG CELEBRITY<br>Exc Award (06/30/2019, 06/30/2021, 06/30/2024)             | 05/05/2003   | Active                              | 68                      | 3                 | 3                   | 0.00%               | 76                      | 2                                     | 0                              | Y                              |                                 | N                 | 11/2018                              |                 | \$7,000.14    |
| 23404                         | TAICHUNG CENTRAL<br>Exc Award (06/30/2023)                                       | 06/02/1969   | Active                              | 44                      | 13                | 1                   | 37.50%              | 33                      | 0                                     | 0                              | Y                              |                                 | N                 | 09/2022                              | 90+ Days        | \$7,978.40    |
| 101587                        | TAICHUNG CHAOYANG LEO                                                            | 06/04/2008   | Active(2)                           | 1                       | 0                 | 0                   | 0.00%               | 1                       |                                       | 17                             | N                              |                                 |                   |                                      |                 |               |
| 40268                         | TAICHUNG CHEN TA DENG<br>Exc Award (06/30/2018, 06/30/2024)                      | 07/27/1981   | Active                              | 54                      | 8                 | 0                   | 17.39%              | 46                      |                                       | 4                              | Y                              |                                 | N                 | 01/2017                              |                 | \$12,000.24   |
| 47887                         | TAICHUNG CHIN LAN<br>Exc Award (06/30/2017, 06/30/2018, 06/30/2023)              | 11/25/1987   | Active                              | 21                      | 3                 | 0                   | 16.67%              | 27                      |                                       | 0                              | Y                              |                                 | N                 | 10/2022                              |                 | \$2,000.04    |
| 32751                         | TAICHUNG CHIN LUNG<br>Exc Award (06/30/2017, 06/30/2018, 06/30/2019)             | 09/27/1976   | Active                              | 31                      | 6                 | 0                   | 24.00%              | 29                      |                                       | 4                              | Y                              |                                 |                   | 11/2018                              |                 | \$4,978.29    |
| 23406                         | TAICHUNG CHUNG CHENG<br>Exc Award (06/30/2016, 06/30/2018, 06/30/2023)           | 10/20/1971   | Active                              | 35                      | 0                 | 0                   | 0.00%               | 45                      |                                       | 4                              | Y                              |                                 | N                 | 12/2021                              |                 | \$2,000.04    |
| 98303                         | TAICHUNG CHUNG MEI<br>Exc Award (06/30/2016, 06/30/2017, 06/30/2021, 06/30/2023) | 01/16/2007   | Active                              | 28                      | 3                 | 0                   | 12.00%              | 30                      |                                       | 4                              | Y                              |                                 | N                 | 12/2021                              |                 | \$1,000.02    |



# Club Health Assessment for District 300C 1 through December 2025

|             |                                                            |              | Status                              | Membership              |                   |                     |                     |                         |                                       | Reports                        |                                |                                 |                   | Finance                              | LCIF            |               |
|-------------|------------------------------------------------------------|--------------|-------------------------------------|-------------------------|-------------------|---------------------|---------------------|-------------------------|---------------------------------------|--------------------------------|--------------------------------|---------------------------------|-------------------|--------------------------------------|-----------------|---------------|
| Club Number | Club Name                                                  | Charter Date | Times in Status Quo in Past 2 Years | Current Member Count ** | YTD Members Added | YTD Members Dropped | YTD Net Growth% *** | Member Count 1 Year Ago | Dropped Members Avg.Length of Service | Months Since Membership Update | Current Officers Reported **** | Current President Repeated Term | VP Reported ***** | Last Date Reported Service (mm/yyyy) | Account Balance | YTD Donations |
| 155922      | Taichung Da Taichung                                       | 09/22/2023   | Active                              | 25                      | 0                 | 22                  | -46.81%             | 47                      | 2                                     | 0                              | Y                              |                                 | N                 |                                      |                 | \$3,000.03    |
| 48624       | TAICHUNG DER SHIN                                          | 05/23/1988   | Active                              | 35                      | 9                 | 1                   | 29.63%              | 39                      | 0                                     | 0                              | Y                              |                                 | N                 | 08/2022                              | 90+ Days        | \$7,000.11    |
|             | Exc Award (06/30/2017, 06/30/2018, 06/30/2022)             |              |                                     |                         |                   |                     |                     |                         |                                       |                                |                                |                                 |                   |                                      |                 |               |
| 54827       | TAICHUNG DONG MEI                                          | 08/17/1993   | Active                              | 63                      | 7                 | 2                   | 8.62%               | 71                      | 7                                     | 0                              | Y                              |                                 |                   | 09/2022                              |                 | \$17,956.73   |
|             | Exc Award (06/30/2016, 06/30/2018, 06/30/2021, 06/30/2025) |              |                                     |                         |                   |                     |                     |                         |                                       |                                |                                |                                 |                   |                                      |                 |               |
| 23407       | TAICHUNG DOWNTOWN                                          | 03/24/1961   | Active                              | 50                      | 5                 | 2                   | 6.38%               | 62                      | 34                                    | 0                              | Y                              |                                 |                   | 09/2022                              | 90+ Days        | \$13,891.46   |
|             | Exc Award (06/30/2023)                                     |              |                                     |                         |                   |                     |                     |                         |                                       |                                |                                |                                 |                   |                                      |                 |               |
| 96995       | TAICHUNG FOUR SEASON                                       | 04/24/2006   | Active                              | 29                      | 3                 | 2                   | 3.57%               | 30                      | 2                                     | 0                              | Y                              |                                 |                   | 05/2017                              |                 | \$4,000.08    |
|             | Exc Award (06/30/2016)                                     |              |                                     |                         |                   |                     |                     |                         |                                       |                                |                                |                                 |                   |                                      |                 |               |
| 142237      | Taichung Fu Hui                                            | 07/29/2020   | Active                              | 55                      | 6                 | 7                   | -1.79%              | 56                      | 4                                     | 0                              | Y                              |                                 | N                 |                                      | 90+ Days        | \$7,000.13    |
|             | Exc Award (06/30/2021, 06/30/2023, 06/30/2025)             |              |                                     |                         |                   |                     |                     |                         |                                       |                                |                                |                                 |                   |                                      |                 |               |
| 151843      | Taichung Fu Jen                                            | 08/05/2022   | Active                              | 31                      | 5                 | 2                   | 10.71%              | 35                      | 2                                     | 0                              | Y                              | 2                               | N                 |                                      |                 | \$3,000.06    |
| 153568      | Taichung Fu Ju                                             | 02/02/2023   | Active                              | 17                      | 2                 | 1                   | 6.25%               | 27                      | 9                                     | 0                              | Y                              |                                 |                   |                                      |                 | \$1,000.02    |
| 151847      | Taichung Fu Te                                             | 08/04/2022   | Active                              | 28                      | 4                 | 2                   | 7.69%               | 37                      | 2                                     | 0                              | Y                              |                                 |                   | 10/2025                              |                 | \$1,000.02    |
|             | Exc Award (06/30/2023)                                     |              |                                     |                         |                   |                     |                     |                         |                                       |                                |                                |                                 |                   |                                      |                 |               |
| 155921      | Taichung Fu Wei                                            | 09/14/2023   | Active                              | 15                      | 0                 | 20                  | -57.14%             | 45                      | 2                                     | 0                              | Y                              |                                 | N                 |                                      |                 | \$1,000.02    |
| 125556      | Taichung Fulun                                             | 08/18/2015   | Active                              | 133                     | 8                 | 11                  | -2.21%              | 262                     | 8                                     | 0                              | N                              |                                 | N                 | 09/2018                              |                 | \$20,000.46   |
|             | Exc Award (06/30/2016, 06/30/2018, 06/30/2021, 06/30/2023) |              |                                     |                         |                   |                     |                     |                         |                                       |                                |                                |                                 |                   |                                      |                 |               |
| 29754       | TAICHUNG GREEN STREAM                                      | 08/22/1974   | Active                              | 49                      | 8                 | 5                   | 6.52%               | 51                      | 17                                    | 0                              | Y                              |                                 | N                 | 09/2022                              |                 | \$5,000.10    |
|             | Exc Award (06/30/2016, 06/30/2022)                         |              |                                     |                         |                   |                     |                     |                         |                                       |                                |                                |                                 |                   |                                      |                 |               |
| 53552       | TAICHUNG HONG YU                                           | 07/28/1992   | Active                              | 19                      | 0                 | 2                   | -9.52%              | 26                      | 1                                     | 0                              | Y                              |                                 |                   | 11/2018                              |                 | \$3,000.05    |
|             | Exc Award (06/30/2018)                                     |              |                                     |                         |                   |                     |                     |                         |                                       |                                |                                |                                 |                   |                                      |                 |               |
| 41052       | TAICHUNG JEN AI                                            | 03/16/1982   | Active                              | 55                      | 0                 | 30                  | -35.29%             | 106                     | 8                                     | 0                              | Y                              |                                 | N                 | 01/2022                              |                 | \$5,000.02    |
|             | Exc Award (06/30/2016, 06/30/2019)                         |              |                                     |                         |                   |                     |                     |                         |                                       |                                |                                |                                 |                   |                                      |                 |               |
| 152671      | Taichung Jen Xin                                           | 09/23/2022   | Active                              | 36                      | 1                 | 4                   | -7.69%              | 40                      | 3                                     | 0                              | Y                              |                                 | N                 |                                      |                 |               |
|             | Exc Award (06/30/2024)                                     |              |                                     |                         |                   |                     |                     |                         |                                       |                                |                                |                                 |                   |                                      |                 |               |
| 47167       | TAICHUNG JEN YU                                            | 04/06/1987   | Active                              | 11                      | 5                 | 0                   | 83.33%              | 12                      |                                       | 2                              | N                              |                                 |                   | 11/2025                              | 90+ Days        |               |
|             | Exc Award (06/30/2017)                                     |              |                                     |                         |                   |                     |                     |                         |                                       |                                |                                |                                 |                   |                                      |                 |               |
| 33457       | TAICHUNG KUANG HUA                                         | 03/16/1977   | Active                              | 28                      | 0                 | 0                   | 0.00%               | 30                      |                                       | 1                              | Y                              |                                 | N                 | 05/2017                              |                 | \$6,000.10    |



# Club Health Assessment for District 300C 1 through December 2025

|             |                                                                                |              | Status                              | Membership              |                   |                     |                     |                         |                                       | Reports                        |                                |                                 |                   | Finance                              | LCIF            |               |
|-------------|--------------------------------------------------------------------------------|--------------|-------------------------------------|-------------------------|-------------------|---------------------|---------------------|-------------------------|---------------------------------------|--------------------------------|--------------------------------|---------------------------------|-------------------|--------------------------------------|-----------------|---------------|
| Club Number | Club Name                                                                      | Charter Date | Times in Status Quo in Past 2 Years | Current Member Count ** | YTD Members Added | YTD Members Dropped | YTD Net Growth% *** | Member Count 1 Year Ago | Dropped Members Avg.Length of Service | Months Since Membership Update | Current Officers Reported **** | Current President Repeated Term | VP Reported ***** | Last Date Reported Service (mm/yyyy) | Account Balance | YTD Donations |
| 23410       | Exc Award (06/30/2017, 06/30/2018, 06/30/2019, 06/30/2022)<br>TAICHUNG MIDTOWN | 07/26/1973   | Active                              | 49                      | 1                 | 0                   | 2.08%               | 50                      |                                       | 4                              | Y                              |                                 | N                 | 07/2025                              |                 | \$5,000.07    |
| 155920      | Exc Award (06/30/2016, 06/30/2018, 06/30/2024)<br>Taichung Ming Shi            | 09/19/2023   | Active                              | 51                      | 10                | 4                   | 13.33%              | 56                      | 2                                     | 0                              | Y                              |                                 | N                 |                                      |                 | \$6,000.14    |
| 55783       | Exc Award (06/30/2024)<br>TAICHUNG ORIENT                                      | 06/02/1994   | Active                              | 19                      | 1                 | 0                   | 5.56%               | 25                      |                                       | 4                              | Y                              |                                 | N                 | 01/2018                              |                 | \$3,000.06    |
| 47848       | TAICHUNG PEACE                                                                 | 11/03/1987   | Active                              | 27                      | 0                 | 0                   | 0.00%               | 26                      |                                       | 4                              | Y                              |                                 | N                 | 12/2021                              |                 | \$8,978.29    |
| 29932       | Exc Award (06/30/2018, 06/30/2021, 06/30/2025)<br>TAICHUNG PEI TUN             | 11/11/1974   | Active                              | 79                      | 24                | 0                   | 43.64%              | 52                      |                                       | 2                              | Y                              |                                 | N                 | 05/2017                              |                 | \$37,978.52   |
| 57283       | Exc Award (06/30/2018, 06/30/2024, 07/30/2017)<br>TAICHUNG PROGRESS            | 08/09/1995   | Active                              | 29                      | 4                 | 3                   | 3.57%               | 28                      | 4                                     | 0                              | Y                              |                                 |                   | 10/2018                              |                 | \$2,000.04    |
| 51632       | Exc Award (06/30/2024)<br>TAICHUNG ROYAL                                       | 05/06/1991   | Active                              | 33                      | 7                 | 0                   | 26.92%              | 28                      |                                       | 3                              | Y                              |                                 | N                 | 05/2017                              | 90+ Days        | \$2,978.29    |
| 151844      | Taichung Shan Ming                                                             | 08/05/2022   | Active                              | 66                      | 6                 | 4                   | 3.13%               | 67                      | 15                                    | 0                              | Y                              |                                 | N                 | 01/2023                              |                 | \$21,000.43   |
| 23413       | Exc Award (06/30/2023)<br>TAICHUNG SOUTHEAST                                   | 03/28/1971   | Active                              | 41                      | 2                 | 6                   | -8.89%              | 50                      | 12                                    | 0                              | N                              |                                 |                   |                                      |                 | \$2,000.03    |
| 31284       | TAICHUNG SUNLIGHT                                                              | 10/17/1975   | Active                              | 17                      | 3                 | 2                   | 6.25%               | 21                      | 29                                    | 0                              | Y                              |                                 |                   |                                      |                 |               |
| 53513       | TAICHUNG TIMES                                                                 | 07/17/1992   | Active                              | 35                      | 0                 | 0                   | 0.00%               | 38                      |                                       | 5                              | Y                              |                                 | N                 | 05/2017                              |                 | \$1,978.29    |
| 54828       | Exc Award (06/30/2016, 06/30/2018, 06/30/2023)<br>TAICHUNG TUNG HSING          | 08/17/1993   | Active                              | 27                      | 2                 | 1                   | 3.85%               | 26                      | 7                                     | 0                              | Y                              |                                 | N                 | 04/2016                              |                 | \$2,000.00    |
| 37486       | Exc Award (06/30/2016, 06/30/2018)<br>TAICHUNG TZU CHANG                       | 08/16/1979   | Active                              | 57                      | 2                 | 0                   | 3.64%               | 55                      |                                       | 5                              | Y                              |                                 | N                 | 09/2022                              |                 | \$3,956.58    |
| 45188       | Exc Award (06/30/2016, 06/30/2018, 06/30/2023)<br>TAICHUNG TZU CHIH            | 06/25/1985   | Active                              | 65                      | 0                 | 0                   | 0.00%               | 65                      |                                       | 4                              | Y                              |                                 | N                 | 01/2017                              |                 | \$12,000.24   |
| 128762      | Exc Award (06/30/2016, 06/30/2018)<br>Taichung Xin Wang                        | 08/29/2016   | Active                              | 42                      | 0                 | 3                   | -6.67%              | 52                      | 4                                     | 0                              | Y                              |                                 | N                 | 09/2022                              |                 |               |
|             | Exc Award (06/30/2018, 06/30/2021)                                             |              |                                     |                         |                   |                     |                     |                         |                                       |                                |                                |                                 |                   |                                      |                 |               |



## Club Health Assessment for District 300C 1 through December 2025

INTERNATIONAL

| Club Number | Club Name | Charter Date | Status                              | Membership              |                   |                     |                     |                         | Reports                               |                                |                                |                                 |                   | Finance                              | LCIF            |
|-------------|-----------|--------------|-------------------------------------|-------------------------|-------------------|---------------------|---------------------|-------------------------|---------------------------------------|--------------------------------|--------------------------------|---------------------------------|-------------------|--------------------------------------|-----------------|
|             |           |              | Times in Status Quo in Past 2 Years | Current Member Count ** | YTD Members Added | YTD Members Dropped | YTD Net Growth% *** | Member Count 1 Year Ago | Dropped Members Avg.Length of Service | Months Since Membership Update | Current Officers Reported **** | Current President Repeated Term | VP Reported ***** | Last Date Reported Service (mm/yyyy) | Account Balance |

Clubs Cancelled Previous Fiscal Year – Clubs Cancelled within last 12 months may be reinstated

| Club Number | Club Name           | Charter Date | Current Status* | Cancellation Date |
|-------------|---------------------|--------------|-----------------|-------------------|
| 135966      | Taichung Excellence | 08/01/2018   | Cancelled(8*)   | 12/30/2024        |

| Current Total Clubs Count | YTD New Clubs Count | YTD Cancelled Clubs Count | YTD Net Club Gain | Current Total Members Count | YTD Add | YTD Drop | YTD Net Growth | YTD Net Growth % | Member Count 12 Months Ago | Average Member Count Per Club | % of Clubs with less than 20 members | % No Officer Report in 12 Months | % of Clubs with balance 90+ days | Number of Clubs in Status Quo | % Status Quo Clubs in Financial Suspension | Number of Cancelled Clubs | Average Cancelled Club Age | Members Lost Due to Cancellation | % of Clubs Cancelled for Non-Financial Reasons |
|---------------------------|---------------------|---------------------------|-------------------|-----------------------------|---------|----------|----------------|------------------|----------------------------|-------------------------------|--------------------------------------|----------------------------------|----------------------------------|-------------------------------|--------------------------------------------|---------------------------|----------------------------|----------------------------------|------------------------------------------------|
| 47                        | 1                   | 0                         | 1                 | 1,802                       | 210     | 154      | 56             | 3.21%            | 2,066                      | 38                            | 15%                                  | 0%                               | 13%                              | 0                             | 0%                                         | 0                         | 0                          | 0                                | 0%                                             |

\* - P - Priority Club. Cancellation Reasons: 1-Objectives/conduct, 2-Non-active club, 5-Non-existing club, 6-Disbanding, 7-Merger, 8-Financial Suspension, 9-District/Multiple District Dues.

\*\* Red denotes below 15 active members.

\*\*\* Red denotes 20% + loss.

\*\*\*\* Y - all 3 (President, Secretary, Treasurer) club officers reported, N - not all 3 reported.

\*\*\*\*\* Abbreviation: N-New, IP-Immediate Past, R-Repeat.






## Club Health Assessment for District 300C 2 through December 2025

|                               |                                                                                             |              | Status                              | Membership              |                   |                     |                     |                         |                                       | Reports                        |                                |                                 |                   | Finance                              | LCIF            |               |
|-------------------------------|---------------------------------------------------------------------------------------------|--------------|-------------------------------------|-------------------------|-------------------|---------------------|---------------------|-------------------------|---------------------------------------|--------------------------------|--------------------------------|---------------------------------|-------------------|--------------------------------------|-----------------|---------------|
| Club Number                   | Club Name                                                                                   | Charter Date | Times in Status Quo in Past 2 Years | Current Member Count ** | YTD Members Added | YTD Members Dropped | YTD Net Growth% *** | Member Count 1 Year Ago | Dropped Members Avg.Length of Service | Months Since Membership Update | Current Officers Reported **** | Current President Repeated Term | VP Reported ***** | Last Date Reported Service (mm/yyyy) | Account Balance | YTD Donations |
| Clubs less than two years old |                                                                                             |              |                                     |                         |                   |                     |                     |                         |                                       |                                |                                |                                 |                   |                                      |                 |               |
| 175131                        | Taichung City Tung Hai                                                                      | 08/02/2024   | Active                              | 29                      | 13                | 0                   | 81.25%              | 39                      |                                       | 4                              | Y                              |                                 | N                 | 12/2025                              |                 | \$1,000.00    |
| 187676                        | Taichung City Yung Ai                                                                       | 08/12/2025   | Active                              | 43                      | 43                | 0                   | 100.00%             | 0                       |                                       | 2                              | Y                              |                                 |                   |                                      |                 | \$20,000.00   |
| 179197                        | Taichung Jin Ku La                                                                          | 11/27/2024   | Active                              | 26                      | 0                 | 4                   | -13.33%             | 60                      | 1                                     | 0                              | Y                              |                                 | N                 |                                      |                 | \$4,000.00    |
| Clubs more than two years old |                                                                                             |              |                                     |                         |                   |                     |                     |                         |                                       |                                |                                |                                 |                   |                                      |                 |               |
| 32896                         | CHING SHUI L C<br>Exc Award (06/30/2017, 06/30/2020, 06/30/2023)                            | 10/28/1976   | Active                              | 54                      | 15                | 0                   | 38.46%              | 41                      |                                       | 3                              | Y                              |                                 | N                 | 11/2023                              |                 | \$10,000.00   |
| 52841                         | DA LI CHONG KUANG<br>Exc Award (06/30/2017, 06/30/2018, 06/30/2019, 06/30/2021, 06/30/2023) | 04/08/1992   | Active                              | 43                      | 2                 | 0                   | 4.88%               | 50                      |                                       | 5                              | Y                              |                                 | N                 | 12/2023                              |                 | \$15,000.00   |
| 97255                         | DA LI DA FENG<br>Exc Award (06/30/2019, 06/30/2023)                                         | 06/01/2006   | Active                              | 32                      | 4                 | 0                   | 14.29%              | 29                      |                                       | 0                              | Y                              |                                 | N                 | 02/2022                              |                 | \$5,000.00    |
| 33894                         | DA LI L C<br>Exc Award (06/30/2017, 06/30/2018, 06/30/2019)                                 | 05/06/1977   | Active                              | 81                      | 11                | 2                   | 12.50%              | 103                     | 5                                     | 0                              | Y                              |                                 | N                 | 12/2025                              |                 | \$7,000.00    |
| 54074                         | DA LI LI SHIN<br>Exc Award (06/30/2016, 06/30/2019, 06/30/2023, 06/30/2025)                 | 02/10/1993   | Active                              | 34                      | 7                 | 0                   | 25.93%              | 30                      |                                       | 5                              | Y                              |                                 | N                 | 01/2022                              |                 | \$2,000.00    |
| 78618                         | DA LI TSAO HU<br>Exc Award (06/30/2021, 06/30/2024)                                         | 03/29/2004   | Active                              | 46                      | 10                | 0                   | 27.78%              | 42                      |                                       | 0                              | Y                              |                                 | N                 | 01/2023                              |                 | \$5,000.00    |
| 84669                         | DA LI YU CHENG<br>Exc Award (06/30/2018, 06/30/2022)                                        | 01/06/2005   | Active                              | 37                      | 0                 | 0                   | 0.00%               | 42                      |                                       | 4                              | Y                              | 2                               |                   | 08/2022                              |                 | \$3,000.00    |
| 23369                         | FENG YUAN<br>Exc Award (06/30/2016)                                                         | 08/15/1970   | Active                              | 58                      | 9                 | 0                   | 18.37%              | 51                      |                                       | 4                              | Y                              |                                 | N                 | 04/2022                              |                 | \$12,000.00   |
| 23370                         | FENG YUAN CENTRAL<br>Exc Award (06/30/2016, 06/30/2017, 06/30/2018, 06/30/2022)             | 07/31/1973   | Active                              | 75                      | 7                 | 2                   | 7.14%               | 77                      | 30                                    | 0                              | Y                              |                                 |                   | 09/2022                              |                 | \$29,000.00   |
| 132310                        | Feng Yuan Wei Mei<br>Exc Award (06/30/2018, 06/30/2019, 06/30/2023, 06/30/2025)             | 07/25/2017   | Active                              | 50                      | 6                 | 1                   | 11.11%              | 48                      | 0                                     | 1                              | Y                              |                                 | N                 | 10/2023                              |                 | \$20,000.00   |
| 78362                         | FENG YUAN WEN WU<br>Exc Award (06/30/2016, 06/30/2021)                                      | 02/25/2004   | Active                              | 52                      | 6                 | 0                   | 13.04%              | 54                      |                                       | 4                              | Y                              |                                 |                   | 11/2022                              |                 | \$8,000.00    |



## Club Health Assessment for District 300C 2 through December 2025

|  |                                                                        |              | Status                              | Membership              |                   |                     |                     |                         |                                       | Reports                        |                                |                                 |                   | Finance                              | LCIF            |               |
|----------------------------------------------------------------------------------|------------------------------------------------------------------------|--------------|-------------------------------------|-------------------------|-------------------|---------------------|---------------------|-------------------------|---------------------------------------|--------------------------------|--------------------------------|---------------------------------|-------------------|--------------------------------------|-----------------|---------------|
| Club Number                                                                      | Club Name                                                              | Charter Date | Times in Status Quo in Past 2 Years | Current Member Count ** | YTD Members Added | YTD Members Dropped | YTD Net Growth% *** | Member Count 1 Year Ago | Dropped Members Avg.Length of Service | Months Since Membership Update | Current Officers Reported **** | Current President Repeated Term | VP Reported ***** | Last Date Reported Service (mm/yyyy) | Account Balance | YTD Donations |
| 35831                                                                            | LI SHAN LC                                                             | 06/13/1978   | Active                              | 46                      | 9                 | 1                   | 21.05%              | 42                      | 1                                     | 0                              | Y                              |                                 | N                 | 04/2022                              |                 | \$7,000.00    |
|                                                                                  | Exc Award (06/30/2017, 06/30/2023, 06/30/2024)                         |              |                                     |                         |                   |                     |                     |                         |                                       |                                |                                |                                 |                   |                                      |                 |               |
| 130908                                                                           | Lien Chiang County Ma Tsu                                              | 05/16/2017   | Active                              | 13                      | 0                 | 0                   | 0.00%               | 17                      |                                       | 6                              | Y                              |                                 | N                 | 04/2022                              |                 | \$5,000.00    |
| 34991                                                                            | SHA LU CHUNG CHEN L C                                                  | 01/04/1978   | Active                              | 81                      | 4                 | 2                   | 2.53%               | 95                      | 6                                     | 0                              | Y                              |                                 |                   | 08/2023                              |                 | \$30,000.00   |
|                                                                                  | Exc Award (06/30/2017, 06/30/2024, 06/30/2025)                         |              |                                     |                         |                   |                     |                     |                         |                                       |                                |                                |                                 |                   |                                      |                 |               |
| 55456                                                                            | SHIH FENG                                                              | 03/24/1994   | Active                              | 55                      | 17                | 0                   | 44.74%              | 48                      |                                       | 3                              | Y                              |                                 |                   | 10/2022                              |                 | \$15,000.00   |
|                                                                                  | Exc Award (06/30/2016)                                                 |              |                                     |                         |                   |                     |                     |                         |                                       |                                |                                |                                 |                   |                                      |                 |               |
| 33896                                                                            | SHUN KANG L C                                                          | 05/06/1977   | Active                              | 97                      | 8                 | 3                   | 5.43%               | 93                      | 16                                    | 0                              | Y                              |                                 | N                 | 12/2021                              |                 | \$36,000.00   |
|                                                                                  | Exc Award (06/30/2016, 06/30/2017)                                     |              |                                     |                         |                   |                     |                     |                         |                                       |                                |                                |                                 |                   |                                      |                 |               |
| 53975                                                                            | SHUNG KANG DONG NAN                                                    | 01/12/1993   | Active                              | 84                      | 3                 | 1                   | 2.44%               | 94                      | 1                                     | 4                              | N                              |                                 |                   | 03/2022                              |                 | \$14,000.00   |
|                                                                                  | Exc Award (06/30/2016, 06/30/2018, 06/30/2019, 06/30/2022)             |              |                                     |                         |                   |                     |                     |                         |                                       |                                |                                |                                 |                   |                                      |                 |               |
| 23402                                                                            | TA CHIA                                                                | 06/11/1971   | Active                              | 69                      | 7                 | 0                   | 11.29%              | 70                      |                                       | 2                              | Y                              |                                 | N                 | 05/2023                              |                 | \$7,000.00    |
|                                                                                  | Exc Award (06/30/2017, 06/30/2021, 06/30/2024, 06/30/2025)             |              |                                     |                         |                   |                     |                     |                         |                                       |                                |                                |                                 |                   |                                      |                 |               |
| 52590                                                                            | TA CHIA CENTRAL                                                        | 02/20/1992   | Active                              | 33                      | 7                 | 0                   | 26.92%              | 28                      |                                       | 5                              | Y                              |                                 | N                 | 07/2025                              |                 | \$4,000.00    |
|                                                                                  | Exc Award (06/30/2018, 06/30/2019, 06/30/2020, 06/30/2022)             |              |                                     |                         |                   |                     |                     |                         |                                       |                                |                                |                                 |                   |                                      |                 |               |
| 56996                                                                            | TA CHIA JIH NAN                                                        | 05/30/1995   | Active                              | 34                      | 4                 | 0                   | 13.33%              | 47                      |                                       | 4                              | Y                              |                                 | N                 | 12/2022                              |                 | \$3,000.00    |
|                                                                                  | Exc Award (06/30/2017, 06/30/2019, 06/30/2024)                         |              |                                     |                         |                   |                     |                     |                         |                                       |                                |                                |                                 |                   |                                      |                 |               |
| 54384                                                                            | TA CHIA PHOENIX                                                        | 04/23/1993   | Active                              | 63                      | 1                 | 0                   | 1.61%               | 63                      |                                       | 4                              | Y                              |                                 | N                 | 03/2023                              |                 | \$6,000.00    |
|                                                                                  | Exc Award (06/30/2017, 06/30/2020, 06/30/2021, 06/30/2022, 06/30/2023) |              |                                     |                         |                   |                     |                     |                         |                                       |                                |                                |                                 |                   |                                      |                 |               |
| 54003                                                                            | TA YA CHUNG YANG                                                       | 01/25/1993   | Active                              | 64                      | 8                 | 0                   | 14.29%              | 62                      |                                       | 2                              | Y                              |                                 | N                 | 12/2021                              |                 | \$20,000.00   |
|                                                                                  | Exc Award (06/30/2016, 06/30/2018, 06/30/2020, 06/30/2021, 06/30/2023) |              |                                     |                         |                   |                     |                     |                         |                                       |                                |                                |                                 |                   |                                      |                 |               |
| 33048                                                                            | TA YA L C                                                              | 11/22/1976   | Active                              | 55                      | 14                | 3                   | 25.00%              | 51                      | 22                                    | 0                              | N                              |                                 | N                 | 11/2022                              |                 | \$8,000.00    |
|                                                                                  | Exc Award (06/30/2017, 06/30/2019, 06/30/2022)                         |              |                                     |                         |                   |                     |                     |                         |                                       |                                |                                |                                 |                   |                                      |                 |               |
| 61280                                                                            | TAI PING DA TUNG                                                       | 11/24/1998   | Active                              | 57                      | 4                 | 0                   | 7.55%               | 58                      |                                       | 3                              | Y                              |                                 | N                 | 12/2021                              |                 | \$6,000.00    |
|                                                                                  | Exc Award (06/30/2019, 06/30/2020, 06/30/2021, 06/30/2023)             |              |                                     |                         |                   |                     |                     |                         |                                       |                                |                                |                                 |                   |                                      |                 |               |
| 35833                                                                            | TAI PING LC                                                            | 06/12/1978   | Active                              | 48                      | 9                 | 0                   | 23.08%              | 44                      |                                       | 3                              | Y                              |                                 | N                 | 04/2022                              |                 | \$14,000.00   |
|                                                                                  | Exc Award (06/30/2016, 06/30/2017, 06/30/2019, 06/30/2021, 06/30/2023) |              |                                     |                         |                   |                     |                     |                         |                                       |                                |                                |                                 |                   |                                      |                 |               |



## Club Health Assessment for District 300C 2 through December 2025

|             |                                                                                    |              | Status                              | Membership              |                   |                     |                     |                         |                                       | Reports                        |                                |                                 |                   | Finance                              | LCIF            |               |
|-------------|------------------------------------------------------------------------------------|--------------|-------------------------------------|-------------------------|-------------------|---------------------|---------------------|-------------------------|---------------------------------------|--------------------------------|--------------------------------|---------------------------------|-------------------|--------------------------------------|-----------------|---------------|
| Club Number | Club Name                                                                          | Charter Date | Times in Status Quo in Past 2 Years | Current Member Count ** | YTD Members Added | YTD Members Dropped | YTD Net Growth% *** | Member Count 1 Year Ago | Dropped Members Avg.Length of Service | Months Since Membership Update | Current Officers Reported **** | Current President Repeated Term | VP Reported ***** | Last Date Reported Service (mm/yyyy) | Account Balance | YTD Donations |
| 59597       | TAI PING SZU WEI                                                                   | 05/20/1997   | Active                              | 33                      | 4                 | 0                   | 13.79%              | 38                      |                                       | 5                              | Y                              |                                 | N                 | 04/2022                              |                 | \$4,000.00    |
|             | Exc Award (06/30/2017, 06/30/2019, 06/30/2020, 06/30/2021, 06/30/2022)             |              |                                     |                         |                   |                     |                     |                         |                                       |                                |                                |                                 |                   |                                      |                 |               |
| 65020       | TAICHUNG CITY ALEN                                                                 | 02/13/2002   | Active                              | 63                      | 4                 | 1                   | 5.00%               | 73                      | 5                                     | 0                              | Y                              |                                 | N                 | 10/2021                              |                 | \$10,000.00   |
|             | Exc Award (06/30/2016, 06/30/2017, 06/30/2019, 06/30/2020, 06/30/2022, 06/30/2023) |              |                                     |                         |                   |                     |                     |                         |                                       |                                |                                |                                 |                   |                                      |                 |               |
| 111948      | TAICHUNG CITY CENTURY                                                              | 08/05/2011   | Active                              | 50                      | 16                | 3                   | 35.14%              | 43                      | 0                                     | 0                              | Y                              |                                 | N                 | 10/2022                              |                 | \$20,000.00   |
|             | Exc Award (06/30/2016, 06/30/2020, 06/30/2021, 06/30/2023)                         |              |                                     |                         |                   |                     |                     |                         |                                       |                                |                                |                                 |                   |                                      |                 |               |
| 60645       | TAICHUNG CITY CHENG RONG                                                           | 04/13/1998   | Active                              | 59                      | 34                | 13                  | 55.26%              | 36                      | 6                                     | 0                              | Y                              |                                 | N                 | 08/2022                              |                 | \$4,000.00    |
| 155504      | Taichung City Chun Ho                                                              | 08/31/2023   | Active                              | 22                      | 3                 | 1                   | 10.00%              | 19                      | 2                                     | 2                              | Y                              |                                 | N                 |                                      |                 | \$2,000.00    |
|             | Exc Award (06/30/2024)                                                             |              |                                     |                         |                   |                     |                     |                         |                                       |                                |                                |                                 |                   |                                      |                 |               |
| 129552      | Taichung City Feng Yang                                                            | 12/02/2016   | Active                              | 48                      | 7                 | 0                   | 17.07%              | 41                      |                                       | 0                              | Y                              |                                 | N                 | 12/2021                              |                 | \$10,000.00   |
|             | Exc Award (06/30/2017, 06/30/2020, 06/30/2022)                                     |              |                                     |                         |                   |                     |                     |                         |                                       |                                |                                |                                 |                   |                                      |                 |               |
| 132316      | Taichung City Hsin Li                                                              | 08/04/2017   | Active                              | 88                      | 11                | 6                   | 6.02%               | 97                      | 3                                     | 0                              | Y                              |                                 | N                 | 04/2022                              |                 | \$9,000.00    |
|             | Exc Award (06/30/2018, 06/30/2019, 06/30/2020, 06/30/2022, 06/30/2025)             |              |                                     |                         |                   |                     |                     |                         |                                       |                                |                                |                                 |                   |                                      |                 |               |
| 132315      | Taichung City Hu Lu Tun                                                            | 07/31/2017   | Active                              | 49                      | 17                | 0                   | 53.13%              | 34                      |                                       | 2                              | Y                              |                                 | N                 | 07/2023                              |                 | \$7,000.00    |
|             | Exc Award (06/30/2018, 06/30/2020, 06/30/2023, 06/30/2025)                         |              |                                     |                         |                   |                     |                     |                         |                                       |                                |                                |                                 |                   |                                      |                 |               |
| 58279       | TAICHUNG CITY LI YANG                                                              | 05/14/1996   | Active                              | 37                      | 4                 | 0                   | 12.12%              | 35                      |                                       | 2                              | Y                              |                                 |                   | 12/2021                              |                 | \$5,000.00    |
|             | Exc Award (06/30/2016, 06/30/2022, 06/30/2025)                                     |              |                                     |                         |                   |                     |                     |                         |                                       |                                |                                |                                 |                   |                                      |                 |               |
| 152188      | Taichung City Long Zen                                                             | 08/22/2022   | Active                              | 32                      | 6                 | 0                   | 23.08%              | 34                      |                                       | 5                              | Y                              |                                 | N                 |                                      |                 | \$3,000.00    |
|             | Exc Award (06/30/2023)                                                             |              |                                     |                         |                   |                     |                     |                         |                                       |                                |                                |                                 |                   |                                      |                 |               |
| 152932      | Taichung City Spring Rain                                                          | 11/30/2022   | Active                              | 35                      | 16                | 2                   | 66.67%              | 21                      | 3                                     | 0                              | Y                              |                                 | N                 | 02/2023                              |                 | \$5,000.00    |
|             | Exc Award (06/30/2023)                                                             |              |                                     |                         |                   |                     |                     |                         |                                       |                                |                                |                                 |                   |                                      |                 |               |
| 132380      | Taichung City Ta Chou                                                              | 08/09/2017   | Active                              | 27                      | 6                 | 1                   | 22.73%              | 30                      | 3                                     | 0                              | Y                              |                                 | N                 | 12/2021                              |                 | \$4,000.00    |
|             | Exc Award (06/30/2018, 06/30/2023, 06/30/2025)                                     |              |                                     |                         |                   |                     |                     |                         |                                       |                                |                                |                                 |                   |                                      |                 |               |
| 110378      | TAICHUNG CITY TA JUNG LU                                                           | 02/17/2011   | Active                              | 55                      | 15                | 0                   | 37.50%              | 47                      |                                       | 2                              | Y                              |                                 | N                 | 11/2025                              |                 | \$8,000.00    |
|             | Exc Award (06/30/2016, 06/30/2022, 06/30/2025)                                     |              |                                     |                         |                   |                     |                     |                         |                                       |                                |                                |                                 |                   |                                      |                 |               |
| 97593       | TAICHUNG CITY WORLD                                                                | 08/03/2006   | Active                              | 32                      | 3                 | 0                   | 10.34%              | 30                      |                                       | 5                              | Y                              |                                 | N                 | 11/2025                              |                 | \$4,000.00    |



## Club Health Assessment for District 300C 2 through December 2025

|                                                                                    |                            |              | Status                              | Membership              |                   |                     |                     |                         | Reports                               |                                |                                |                                 | Finance           | LCIF                                 |                 |               |
|------------------------------------------------------------------------------------|----------------------------|--------------|-------------------------------------|-------------------------|-------------------|---------------------|---------------------|-------------------------|---------------------------------------|--------------------------------|--------------------------------|---------------------------------|-------------------|--------------------------------------|-----------------|---------------|
| Club Number                                                                        | Club Name                  | Charter Date | Times in Status Quo in Past 2 Years | Current Member Count ** | YTD Members Added | YTD Members Dropped | YTD Net Growth% *** | Member Count 1 Year Ago | Dropped Members Avg.Length of Service | Months Since Membership Update | Current Officers Reported **** | Current President Repeated Term | VP Reported ***** | Last Date Reported Service (mm/yyyy) | Account Balance | YTD Donations |
| Exc Award (06/30/2016, 06/30/2017, 06/30/2018, 06/30/2019, 06/30/2023, 06/30/2025) |                            |              | Active                              | 12                      | 3                 | 0                   | 33.33%              | 11                      |                                       | 5                              | Y                              |                                 |                   | 01/2022                              |                 | \$2,000.00    |
| 133713                                                                             | Taichung City World Peace  | 01/25/2018   |                                     |                         |                   |                     |                     |                         |                                       |                                |                                |                                 |                   |                                      |                 |               |
| Exc Award (06/30/2022, 06/30/2023)                                                 |                            |              | Active                              | 22                      | 0                 | 0                   | 0.00%               | 31                      |                                       | 6                              | Y                              |                                 | N                 | 04/2022                              |                 |               |
| 115241                                                                             | TAICHUNG CITY YA HSIN      | 10/28/2011   |                                     |                         |                   |                     |                     |                         |                                       |                                |                                |                                 |                   |                                      |                 |               |
| Exc Award (06/30/2024)                                                             |                            |              | Active                              | 39                      | 13                | 0                   | 50.00%              | 26                      |                                       | 1                              | Y                              |                                 | N                 | 04/2022                              |                 | \$8,000.00    |
| 134154                                                                             | Taichung City Ya Tan Shen  | 03/23/2018   |                                     |                         |                   |                     |                     |                         |                                       |                                |                                |                                 |                   |                                      |                 |               |
| Exc Award (06/30/2019, 06/30/2021, 06/30/2023, 06/30/2024, 06/30/2025)             |                            |              | Active                              | 77                      | 26                | 0                   | 50.98%              | 61                      |                                       | 1                              | N                              |                                 | N                 | 09/2021                              |                 | \$3,000.00    |
| 119316                                                                             | TAICHUNG CITY YI SHENG     | 05/08/2013   |                                     |                         |                   |                     |                     |                         |                                       |                                |                                |                                 |                   |                                      |                 |               |
| Exc Award (06/30/2017, 06/30/2020, 06/30/2021, 06/30/2022, 06/30/2023)             |                            |              | Active                              | 123                     | 60                | 0                   | 95.24%              | 71                      |                                       | 2                              | Y                              |                                 | N                 | 11/2022                              |                 | \$12,000.00   |
| 112086                                                                             | TAICHUNG CITY YUAN HSIN    | 09/01/2011   |                                     |                         |                   |                     |                     |                         |                                       |                                |                                |                                 |                   |                                      |                 |               |
| Exc Award (06/30/2016, 06/30/2017, 06/30/2020, 06/30/2021, 06/30/2025)             |                            |              | Active                              | 61                      | 3                 | 0                   | 5.17%               | 61                      |                                       | 2                              | Y                              |                                 | N                 | 07/2022                              |                 | \$8,000.00    |
| 103411                                                                             | TAICHUNG HSIEN AN JIA      | 08/13/2008   |                                     |                         |                   |                     |                     |                         |                                       |                                |                                |                                 |                   |                                      |                 |               |
| Exc Award (06/30/2019, 06/30/2020, 06/30/2022, 06/30/2023, 06/30/2025)             |                            |              | Active                              | 67                      | 19                | 0                   | 39.58%              | 53                      |                                       | 1                              | Y                              |                                 | N                 | 05/2023                              |                 | \$10,000.00   |
| 56969                                                                              | TAICHUNG HSIEN CHERNG KONG | 05/19/1995   |                                     |                         |                   |                     |                     |                         |                                       |                                |                                |                                 |                   |                                      |                 |               |
| Exc Award (06/30/2016, 06/30/2018, 06/30/2020, 06/30/2023)                         |                            |              | Active                              | 34                      | 1                 | 1                   | 0.00%               | 38                      | 1                                     | 3                              | Y                              |                                 | N                 | 05/2023                              |                 | \$6,000.00    |
| 59385                                                                              | TAICHUNG HSIEN CHIEN MIN   | 04/21/1997   |                                     |                         |                   |                     |                     |                         |                                       |                                |                                |                                 |                   |                                      |                 |               |
| Exc Award (06/30/2016, 06/30/2019, 06/30/2020)                                     |                            |              | Active                              | 37                      | 5                 | 0                   | 15.63%              | 33                      |                                       | 5                              | Y                              |                                 |                   | 03/2022                              |                 | \$7,000.00    |
| 60706                                                                              | TAICHUNG HSIEN CHIN LONG   | 04/28/1998   |                                     |                         |                   |                     |                     |                         |                                       |                                |                                |                                 |                   |                                      |                 |               |
| Exc Award (06/30/2025)                                                             |                            |              | Active                              | 57                      | 23                | 1                   | 62.86%              | 38                      | 1                                     | 0                              | Y                              |                                 | N                 | 08/2022                              |                 | \$3,000.00    |
| 54460                                                                              | TAICHUNG HSIEN CHUNG YING  | 05/11/1993   |                                     |                         |                   |                     |                     |                         |                                       |                                |                                |                                 |                   |                                      |                 |               |
| Exc Award (06/30/2019, 06/30/2022)                                                 |                            |              | Active                              | 46                      | 12                | 0                   | 35.29%              | 42                      |                                       | 2                              | Y                              |                                 | N                 | 12/2023                              |                 | \$21,000.00   |
| 54217                                                                              | TAICHUNG HSIEN DA AN       | 03/10/1993   |                                     |                         |                   |                     |                     |                         |                                       |                                |                                |                                 |                   |                                      |                 |               |
| Exc Award (06/30/2018, 06/30/2023)                                                 |                            |              | Active                              | 42                      | 13                | 0                   | 44.83%              | 35                      |                                       | 1                              | Y                              |                                 |                   | 08/2023                              |                 | \$8,000.00    |
| 47996                                                                              | TAICHUNG HSIEN EVER GREEN  | 12/28/1987   |                                     |                         |                   |                     |                     |                         |                                       |                                |                                |                                 |                   |                                      |                 |               |
| Exc Award (06/30/2016, 06/30/2017, 06/30/2021)                                     |                            |              | Active                              | 52                      | 15                | 1                   | 36.84%              | 48                      | 0                                     | 0                              | Y                              |                                 | N                 | 06/2023                              |                 | \$9,000.00    |
| 78223                                                                              | TAICHUNG HSIEN FENG LIN    | 02/13/2004   |                                     |                         |                   |                     |                     |                         |                                       |                                |                                |                                 |                   |                                      |                 |               |



## Club Health Assessment for District 300C 2 through December 2025

|                                                                        |                                   |              | Status                              | Membership              |                   |                     |                   |                         | Reports                               |                                |                                |                                 | Finance           | LCIF                                 |                 |               |
|------------------------------------------------------------------------|-----------------------------------|--------------|-------------------------------------|-------------------------|-------------------|---------------------|-------------------|-------------------------|---------------------------------------|--------------------------------|--------------------------------|---------------------------------|-------------------|--------------------------------------|-----------------|---------------|
| Club Number                                                            | Club Name                         | Charter Date | Times in Status Quo in Past 2 Years | Current Member Count ** | YTD Members Added | YTD Members Dropped | YTD Net Growth*** | Member Count 1 Year Ago | Dropped Members Avg.Length of Service | Months Since Membership Update | Current Officers Reported **** | Current President Repeated Term | VP Reported ***** | Last Date Reported Service (mm/yyyy) | Account Balance | YTD Donations |
| Exc Award (06/30/2016, 06/30/2017, 06/30/2020, 06/30/2022, 06/30/2025) |                                   |              |                                     |                         |                   |                     |                   |                         |                                       |                                |                                |                                 |                   |                                      |                 |               |
| 47365                                                                  | TAICHUNG HSIEN FENG YUAN CH YU    | 05/26/1987   | Active                              | 68                      | 8                 | 0                   | 13.33%            | 59                      |                                       | 1                              | Y                              |                                 | N                 | 05/2022                              |                 | \$29,000.00   |
| Exc Award (06/30/2016, 06/30/2017, 06/30/2020, 06/30/2025)             |                                   |              |                                     |                         |                   |                     |                   |                         |                                       |                                |                                |                                 |                   |                                      |                 |               |
| 58150                                                                  | TAICHUNG HSIEN FIVE FORTUNE       | 04/19/1996   | Active                              | 55                      | 6                 | 0                   | 12.24%            | 52                      |                                       | 1                              | Y                              |                                 | N                 | 08/2022                              |                 | \$2,000.00    |
| Exc Award (06/30/2016, 06/30/2017, 06/30/2022)                         |                                   |              |                                     |                         |                   |                     |                   |                         |                                       |                                |                                |                                 |                   |                                      |                 |               |
| 46333                                                                  | TAICHUNG HSIEN GWO SANG           | 06/09/1986   | Active                              | 66                      | 6                 | 0                   | 10.00%            | 67                      |                                       | 2                              | Y                              |                                 |                   | 07/2022                              |                 | \$6,000.00    |
| Exc Award (06/30/2017, 06/30/2018, 06/30/2019)                         |                                   |              |                                     |                         |                   |                     |                   |                         |                                       |                                |                                |                                 |                   |                                      |                 |               |
| 54517                                                                  | TAICHUNG HSIEN HOU FENG           | 05/25/1993   | Active                              | 39                      | 5                 | 0                   | 14.71%            | 38                      |                                       | 2                              | Y                              |                                 |                   | 03/2022                              |                 | \$2,000.00    |
| Exc Award (06/30/2017, 06/30/2021, 06/30/2025)                         |                                   |              |                                     |                         |                   |                     |                   |                         |                                       |                                |                                |                                 |                   |                                      |                 |               |
| 43168                                                                  | TAICHUNG HSIEN HOU LI             | 11/07/1983   | Active                              | 62                      | 12                | 1                   | 21.57%            | 55                      | 42                                    | 0                              | Y                              |                                 | N                 | 11/2022                              |                 | \$10,000.00   |
| Exc Award (06/30/2016, 06/30/2019, 06/30/2023)                         |                                   |              |                                     |                         |                   |                     |                   |                         |                                       |                                |                                |                                 |                   |                                      |                 |               |
| 58059                                                                  | TAICHUNG HSIEN HSIN HSIN          | 03/28/1996   | Active                              | 36                      | 3                 | 0                   | 9.09%             | 52                      |                                       | 2                              | Y                              |                                 |                   | 11/2022                              |                 | \$9,000.00    |
| Exc Award (06/30/2016, 06/30/2023, 06/30/2024)                         |                                   |              |                                     |                         |                   |                     |                   |                         |                                       |                                |                                |                                 |                   |                                      |                 |               |
| 61857                                                                  | TAICHUNG HSIEN HSIN TZU           | 04/27/1999   | Active                              | 31                      | 2                 | 0                   | 6.90%             | 29                      |                                       | 5                              | Y                              |                                 |                   | 04/2022                              |                 | \$12,000.00   |
| Exc Award (06/30/2017, 06/30/2018, 06/30/2025)                         |                                   |              |                                     |                         |                   |                     |                   |                         |                                       |                                |                                |                                 |                   |                                      |                 |               |
| 77417                                                                  | TAICHUNG HSIEN HUA MU LAN LIONESS | 10/10/2003   | Active                              | 31                      | 13                | 0                   | 72.22%            | 15                      |                                       | 2                              | Y                              |                                 | N                 | 04/2023                              |                 | \$4,000.00    |
| 78660                                                                  | TAICHUNG HSIEN JEN SHAN MEI       | 06/08/2004   | Active                              | 106                     | 33                | 0                   | 45.21%            | 115                     |                                       | 3                              | Y                              |                                 | N                 | 12/2021                              |                 | \$10,000.00   |
| Exc Award (06/30/2016, 06/30/2022, 06/30/2023, 06/30/2025)             |                                   |              |                                     |                         |                   |                     |                   |                         |                                       |                                |                                |                                 |                   |                                      |                 |               |
| 55300                                                                  | TAICHUNG HSIEN KANG DO            | 02/08/1994   | Active                              | 75                      | 7                 | 0                   | 10.29%            | 80                      |                                       | 5                              | Y                              |                                 | N                 | 06/2023                              |                 | \$10,000.00   |
| Exc Award (06/30/2016, 06/30/2021, 06/30/2024)                         |                                   |              |                                     |                         |                   |                     |                   |                         |                                       |                                |                                |                                 |                   |                                      |                 |               |
| 77841                                                                  | TAICHUNG HSIEN KUEI LAN           | 11/17/2003   | Active                              | 28                      | 0                 | 1                   | -3.45%            | 28                      | 22                                    | 0                              | Y                              |                                 | N                 | 01/2023                              |                 | \$1,000.00    |
| Exc Award (06/30/2017, 06/30/2019, 06/30/2020, 06/30/2021, 06/30/2023) |                                   |              |                                     |                         |                   |                     |                   |                         |                                       |                                |                                |                                 |                   |                                      |                 |               |
| 54516                                                                  | TAICHUNG HSIEN MEI FENG           | 05/25/1993   | Active                              | 53                      | 13                | 1                   | 29.27%            | 42                      | 4                                     | 1                              | Y                              |                                 |                   | 10/2021                              |                 | \$21,000.00   |
| Exc Award (06/30/2016, 06/30/2018, 06/30/2020)                         |                                   |              |                                     |                         |                   |                     |                   |                         |                                       |                                |                                |                                 |                   |                                      |                 |               |



## Club Health Assessment for District 300C 2 through December 2025

|             |                                                                                                |              | Status                              | Membership              |                   |                     |                     |                         |                                       | Reports                        |                                |                                 |                   | Finance                              | LCIF            |               |
|-------------|------------------------------------------------------------------------------------------------|--------------|-------------------------------------|-------------------------|-------------------|---------------------|---------------------|-------------------------|---------------------------------------|--------------------------------|--------------------------------|---------------------------------|-------------------|--------------------------------------|-----------------|---------------|
| Club Number | Club Name                                                                                      | Charter Date | Times in Status Quo in Past 2 Years | Current Member Count ** | YTD Members Added | YTD Members Dropped | YTD Net Growth% *** | Member Count 1 Year Ago | Dropped Members Avg.Length of Service | Months Since Membership Update | Current Officers Reported **** | Current President Repeated Term | VP Reported ***** | Last Date Reported Service (mm/yyyy) | Account Balance | YTD Donations |
| 77931       | TAICHUNG HSIEN QUEEN                                                                           | 12/10/2003   | Active                              | 53                      | 11                | 0                   | 26.19%              | 73                      |                                       | 1                              | Y                              |                                 |                   | 09/2022                              |                 | \$20,000.00   |
|             | Exc Award (06/30/2016, 06/30/2017, 06/30/2020, 06/30/2022)                                     |              |                                     |                         |                   |                     |                     |                         |                                       |                                |                                |                                 |                   |                                      |                 |               |
| 54218       | TAICHUNG HSIEN SHUN FENG                                                                       | 03/10/1993   | Active                              | 35                      | 5                 | 0                   | 16.67%              | 36                      |                                       | 1                              | Y                              |                                 |                   | 04/2022                              |                 | \$7,000.00    |
|             | Exc Award (06/30/2016, 06/30/2022, 06/30/2025)                                                 |              |                                     |                         |                   |                     |                     |                         |                                       |                                |                                |                                 |                   |                                      |                 |               |
| 59902       | TAICHUNG HSIEN SUNG PO                                                                         | 08/06/1997   | Active                              | 36                      | 6                 | 1                   | 16.13%              | 31                      | 2                                     | 0                              | Y                              |                                 | N                 | 10/2021                              |                 | \$2,000.00    |
|             | Exc Award (06/30/2023, 06/30/2024)                                                             |              |                                     |                         |                   |                     |                     |                         |                                       |                                |                                |                                 |                   |                                      |                 |               |
| 58359       | TAICHUNG HSIEN TA CHIA YU LAN                                                                  | 05/28/1996   | Active                              | 48                      | 5                 | 1                   | 9.09%               | 45                      | 5                                     | 0                              | Y                              |                                 | N                 | 04/2022                              |                 | \$5,000.00    |
|             | Exc Award (06/30/2017, 06/30/2022, 06/30/2023)                                                 |              |                                     |                         |                   |                     |                     |                         |                                       |                                |                                |                                 |                   |                                      |                 |               |
| 48832       | TAICHUNG HSIEN TA TU                                                                           | 07/28/1988   | Active                              | 59                      | 16                | 2                   | 31.11%              | 49                      | 2                                     | 0                              | Y                              |                                 | N                 | 04/2022                              |                 | \$8,000.00    |
|             | Exc Award (06/30/2023)                                                                         |              |                                     |                         |                   |                     |                     |                         |                                       |                                |                                |                                 |                   |                                      |                 |               |
| 59669       | TAICHUNG HSIEN TA YA CHUNG YUA                                                                 | 06/09/1997   | Active                              | 36                      | 5                 | 1                   | 12.50%              | 49                      | 8                                     | 0                              | Y                              |                                 |                   | 11/2022                              |                 | \$10,000.00   |
|             | Exc Award (06/30/2017, 06/30/2019, 06/30/2021, 06/30/2022)                                     |              |                                     |                         |                   |                     |                     |                         |                                       |                                |                                |                                 |                   |                                      |                 |               |
| 59622       | TAICHUNG HSIEN TACHIA RIVER                                                                    | 05/20/1997   | Active                              | 60                      | 19                | 0                   | 46.34%              | 45                      |                                       | 0                              | Y                              |                                 | N                 | 01/2022                              |                 | \$9,000.00    |
|             | Exc Award (06/30/2019)                                                                         |              |                                     |                         |                   |                     |                     |                         |                                       |                                |                                |                                 |                   |                                      |                 |               |
| 55800       | TAICHUNG HSIEN TAN TZU TSAI HU                                                                 | 06/06/1994   | Active                              | 52                      | 8                 | 3                   | 10.64%              | 60                      | 1                                     | 0                              | Y                              |                                 | N                 | 04/2023                              |                 | \$14,000.00   |
| 58348       | TAICHUNG HSIEN TUNG HSIN II                                                                    | 05/28/1996   | Active                              | 70                      | 23                | 0                   | 48.94%              | 48                      |                                       | 2                              | Y                              |                                 | N                 | 02/2023                              |                 | \$17,000.00   |
|             | Exc Award (06/30/2016, 06/30/2017, 06/30/2019, 06/30/2020)                                     |              |                                     |                         |                   |                     |                     |                         |                                       |                                |                                |                                 |                   |                                      |                 |               |
| 49457       | TAICHUNG HSIEN WAI PU                                                                          | 04/27/1989   | Active                              | 48                      | 2                 | 1                   | 2.13%               | 52                      | 1                                     | 5                              | Y                              |                                 | N                 | 01/2023                              |                 | \$2,000.00    |
|             | Exc Award (06/30/2016, 06/30/2017, 06/30/2018, 06/30/2019, 06/30/2020, 06/30/2021, 06/30/2023) |              |                                     |                         |                   |                     |                     |                         |                                       |                                |                                |                                 |                   |                                      |                 |               |
| 96933       | TAICHUNG HSIEN WU CHIH PORT                                                                    | 04/14/2006   | Active                              | 39                      | 10                | 4                   | 18.18%              | 40                      | 7                                     | 0                              | Y                              |                                 | N                 | 06/2022                              |                 | \$1,000.00    |
|             | Exc Award (06/30/2017, 06/30/2021, 06/30/2022, 06/30/2025)                                     |              |                                     |                         |                   |                     |                     |                         |                                       |                                |                                |                                 |                   |                                      |                 |               |
| 37715       | TAICHUNG HSIEN WU JIH                                                                          | 11/26/1979   | Active                              | 25                      | 0                 | 0                   | 0.00%               | 30                      |                                       | 6                              | N                              |                                 |                   | 04/2022                              |                 |               |
|             | Exc Award (06/30/2017, 06/30/2021)                                                             |              |                                     |                         |                   |                     |                     |                         |                                       |                                |                                |                                 |                   |                                      |                 |               |
| 48908       | TAICHUNG HSIEN WUCHIH                                                                          | 09/21/1988   | Active                              | 47                      | 1                 | 1                   | 0.00%               | 49                      | 15                                    | 0                              | Y                              |                                 | N                 | 07/2022                              |                 | \$6,000.00    |
|             | Exc Award (06/30/2017, 06/30/2019, 06/30/2021, 06/30/2023, 06/30/2025)                         |              |                                     |                         |                   |                     |                     |                         |                                       |                                |                                |                                 |                   |                                      |                 |               |



## Club Health Assessment for District 300C 2 through December 2025

|                           |                                                                        |                           | Status                              |                             | Membership        |                     |                   |                            |                                       |                                      | Reports                          |                                  |                               |                                            | Finance                   |                            | LCIF                             |                                                |
|---------------------------|------------------------------------------------------------------------|---------------------------|-------------------------------------|-----------------------------|-------------------|---------------------|-------------------|----------------------------|---------------------------------------|--------------------------------------|----------------------------------|----------------------------------|-------------------------------|--------------------------------------------|---------------------------|----------------------------|----------------------------------|------------------------------------------------|
| Club Number               | Club Name                                                              | Charter Date              | Times in Status Quo in Past 2 Years | Current Member Count **     | YTD Members Added | YTD Members Dropped | YTD Net Growth*** | Member Count 1 Year Ago    | Dropped Members Avg.Length of Service | Months Since Membership Update       | Current Officers Reported ****   | Current President Repeated Term  | VP Reported *****             | Last Date Reported Service (mm/yyyy)       | Account Balance           | YTD Donations              |                                  |                                                |
| 55801                     | TAICHUNG HSIEN YU FENG                                                 | 06/06/1994                | Active                              | 63                          | 3                 | 0                   | 5.00%             | 61                         |                                       | 2                                    | Y                                |                                  | N                             | 11/2022                                    |                           | \$14,000.00                |                                  |                                                |
|                           | Exc Award (06/30/2016, 06/30/2019, 06/30/2020, 06/30/2025)             |                           |                                     |                             |                   |                     |                   |                            |                                       |                                      |                                  |                                  |                               |                                            |                           |                            |                                  |                                                |
| 147541                    | Taichung Jin Da Fu                                                     | 07/13/2021                | Active                              | 19                          | 0                 | 0                   | 0.00%             | 26                         |                                       | 6                                    | N                                |                                  | N                             | 04/2023                                    |                           |                            |                                  |                                                |
|                           | Exc Award (06/30/2022)                                                 |                           |                                     |                             |                   |                     |                   |                            |                                       |                                      |                                  |                                  |                               |                                            |                           |                            |                                  |                                                |
| 147545                    | Taichung Lei Kao                                                       | 07/12/2021                | Active                              | 68                          | 12                | 0                   | 21.43%            | 69                         |                                       | 4                                    | Y                                |                                  | N                             | 09/2022                                    | \$7,000.00                |                            |                                  |                                                |
|                           | Exc Award (06/30/2022, 06/30/2023, 06/30/2024, 06/30/2025)             |                           |                                     |                             |                   |                     |                   |                            |                                       |                                      |                                  |                                  |                               |                                            |                           |                            |                                  |                                                |
| 23414                     | TAICHUNG TAICHUNG PORT                                                 | 06/06/1970                | Active                              | 57                          | 18                | 1                   | 42.50%            | 44                         | 7                                     | 2                                    | Y                                |                                  |                               | 12/2022                                    | \$1,000.00                |                            |                                  |                                                |
|                           | Exc Award (06/30/2016, 06/30/2017, 06/30/2021)                         |                           |                                     |                             |                   |                     |                   |                            |                                       |                                      |                                  |                                  |                               |                                            |                           |                            |                                  |                                                |
| 38990                     | TAN TZU GREAT EARTH L C                                                | 10/23/1980                | Active                              | 148                         | 18                | 8                   | 7.25%             | 144                        | 2                                     | 0                                    | Y                                |                                  | N                             | 01/2024                                    | \$31,000.00               |                            |                                  |                                                |
|                           | Exc Award (06/30/2019, 06/30/2023, 06/30/2025)                         |                           |                                     |                             |                   |                     |                   |                            |                                       |                                      |                                  |                                  |                               |                                            |                           |                            |                                  |                                                |
| 78661                     | TAN TZU PAI YUN                                                        | 04/02/2004                | Active                              | 88                          | 8                 | 0                   | 10.00%            | 88                         |                                       | 1                                    | Y                                |                                  | N                             | 12/2025                                    | \$15,000.00               |                            |                                  |                                                |
|                           | Exc Award (06/30/2016, 06/30/2017, 06/30/2019, 06/30/2022, 06/30/2023) |                           |                                     |                             |                   |                     |                   |                            |                                       |                                      |                                  |                                  |                               |                                            |                           |                            |                                  |                                                |
| 77416                     | TAN TZULAN TIEN                                                        | 07/09/2003                | Active                              | 54                          | 4                 | 1                   | 5.88%             | 53                         | 14                                    | 0                                    | Y                                |                                  |                               | 11/2021                                    | \$3,000.00                |                            |                                  |                                                |
|                           | Exc Award (06/03/2016, 06/30/2017, 06/30/2020)                         |                           |                                     |                             |                   |                     |                   |                            |                                       |                                      |                                  |                                  |                               |                                            |                           |                            |                                  |                                                |
| 39449                     | TUNG FENG L C                                                          | 02/19/1981                | Active                              | 52                          | 8                 | 1                   | 15.56%            | 47                         | 3                                     | 1                                    | Y                                |                                  | N                             | 08/2022                                    | \$12,000.00               |                            |                                  |                                                |
|                           | Exc Award (06/30/2019, 06/30/2020, 06/30/2021, 06/30/2023)             |                           |                                     |                             |                   |                     |                   |                            |                                       |                                      |                                  |                                  |                               |                                            |                           |                            |                                  |                                                |
| 29662                     | TUNG SHIH                                                              | 07/15/1974                | Active                              | 57                          | 12                | 0                   | 26.67%            | 50                         |                                       | 2                                    | Y                                |                                  | N                             | 08/2023                                    | \$10,000.00               |                            |                                  |                                                |
|                           | Exc Award (06/30/2016, 06/30/2017, 06/30/2022)                         |                           |                                     |                             |                   |                     |                   |                            |                                       |                                      |                                  |                                  |                               |                                            |                           |                            |                                  |                                                |
| 29232                     | WU FENG                                                                | 04/30/1974                | Active                              | 82                          | 15                | 2                   | 18.84%            | 75                         | 0                                     | 0                                    | Y                                |                                  | N                             | 04/2024                                    | \$7,000.00                |                            |                                  |                                                |
|                           | Exc Award (06/30/2016, 06/30/2017, 06/30/2019, 06/30/2023, 06/30/2024) |                           |                                     |                             |                   |                     |                   |                            |                                       |                                      |                                  |                                  |                               |                                            |                           |                            |                                  |                                                |
| 57080                     | WU FENG MODERN                                                         | 06/12/1995                | Active                              | 28                          | 2                 | 0                   | 7.69%             | 29                         |                                       | 5                                    | Y                                |                                  |                               | 04/2022                                    | \$4,000.00                |                            |                                  |                                                |
|                           | Exc Award (06/30/2019, 06/30/2020, 06/30/2021)                         |                           |                                     |                             |                   |                     |                   |                            |                                       |                                      |                                  |                                  |                               |                                            |                           |                            |                                  |                                                |
| Current Total Clubs Count | YTD New Clubs Count                                                    | YTD Cancelled Clubs Count | YTD Net Club Gain                   | Current Total Members Count | YTD Add           | YTD Drop            | YTD Net Growth %  | Member Count 12 Months Ago | Average Member Count Per Club         | % of Clubs with less than 20 members | % No Officer Report in 12 Months | % of Clubs with balance 90+ days | Number of Clubs in Status Quo | % Status Quo Clubs in Financial Suspension | Number of Cancelled Clubs | Average Cancelled Club Age | Members Lost Due to Cancellation | % of Clubs Cancelled for Non-Financial Reasons |
| 91                        | 1                                                                      | 0                         | 1                                   | 4,732                       | 886               | 79                  | 807               | 20.56%                     | 4,529                                 | 52                                   | 3%                               | 0%                               | 0%                            | 0                                          | 0%                        | 0                          | 0                                | 0                                              |



Club Health Assessment for District 300C 2 through December 2025

INTERNATIONAL

|             |           |              | Status                              | Membership              |                   |                     |                     |                         | Reports                               |                                |                                |                                 | Finance           | LCIF                                 |                 |               |
|-------------|-----------|--------------|-------------------------------------|-------------------------|-------------------|---------------------|---------------------|-------------------------|---------------------------------------|--------------------------------|--------------------------------|---------------------------------|-------------------|--------------------------------------|-----------------|---------------|
| Club Number | Club Name | Charter Date | Times in Status Quo in Past 2 Years | Current Member Count ** | YTD Members Added | YTD Members Dropped | YTD Net Growth% *** | Member Count 1 Year Ago | Dropped Members Avg.Length of Service | Months Since Membership Update | Current Officers Reported **** | Current President Repeated Term | VP Reported ***** | Last Date Reported Service (mm/yyyy) | Account Balance | YTD Donations |

\* - P - Priority Club. Cancellation Reasons: 1-Objectives/conduct, 2-Non-active club, 5-Non-existing club, 6-Disbanding, 7-Merger, 8-Financial Suspension, 9-District/Multiple District Dues.  
\*\* Red denotes below 15 active members.  
\*\*\* Red denotes 20% + loss.  
\*\*\*\* Y - all 3 (President, Secretary, Treasurer) club officers reported, N - not all 3 reported.  
\*\*\*\*\* Abbreviation: N-New, IP-Immediate Past, R-Repeat.





# Club Health Assessment for District 300C 3 through December 2025

|                               |                             |              | Status                              | Membership              |                   |                     |                     |                         |                                       | Reports                        |                                |                                 |                   | Finance                              | LCIF            |               |
|-------------------------------|-----------------------------|--------------|-------------------------------------|-------------------------|-------------------|---------------------|---------------------|-------------------------|---------------------------------------|--------------------------------|--------------------------------|---------------------------------|-------------------|--------------------------------------|-----------------|---------------|
| Club Number                   | Club Name                   | Charter Date | Times in Status Quo in Past 2 Years | Current Member Count ** | YTD Members Added | YTD Members Dropped | YTD Net Growth% *** | Member Count 1 Year Ago | Dropped Members Avg.Length of Service | Months Since Membership Update | Current Officers Reported **** | Current President Repeated Term | VP Reported ***** | Last Date Reported Service (mm/yyyy) | Account Balance | YTD Donations |
| Clubs less than two years old |                             |              |                                     |                         |                   |                     |                     |                         |                                       |                                |                                |                                 |                   |                                      |                 |               |
| 179603                        | Taichung Chan Wang          | 12/26/2024   | Active                              | 26                      | 0                 | 0                   | 0.00%               | 26                      |                                       | 12                             | Y                              | 2                               |                   |                                      |                 |               |
| 179626                        | Taichung Ching Tsai         | 12/27/2024   | Active                              | 24                      | 0                 | 0                   | 0.00%               | 24                      |                                       | 12                             | Y                              | 2                               |                   |                                      |                 |               |
| 179467                        | Taichung Chinn Long         | 11/06/2024   | Active                              | 28                      | 0                 | 0                   | 0.00%               | 28                      |                                       | 13                             | N                              |                                 |                   |                                      |                 |               |
| 179596                        | Taichung Cho Yueh           | 12/26/2024   | Active                              | 24                      | 0                 | 0                   | 0.00%               | 24                      |                                       | 12                             | Y                              | 2                               |                   |                                      |                 |               |
| 179366                        | Taichung Chong Liao Jen Ai  | 12/30/2024   | Active                              | 23                      | 0                 | 0                   | 0.00%               | 23                      |                                       | 12                             | Y                              |                                 | N                 |                                      |                 |               |
| 179612                        | Taichung Chong Liao Jen Mei | 12/30/2024   | Active                              | 23                      | 0                 | 1                   | -4.17%              | 24                      | 1                                     | 0                              | Y                              | 2                               |                   |                                      |                 |               |
| 177342                        | Taichung City Happiness     | 09/09/2024   | Active                              | 11                      | 0                 | 18                  | -62.07%             | 33                      | 1                                     | 0                              | N                              | 2                               |                   |                                      |                 |               |
| 179503                        | Taichung Da An              | 11/13/2024   | Active                              | 50                      | 8                 | 3                   | 11.11%              | 45                      | 1                                     | 0                              | Y                              |                                 | N                 |                                      |                 |               |
| 157886                        | Taichung Evergrande         | 03/29/2024   | Active                              | 135                     | 15                | 1                   | 11.57%              | 92                      | 1                                     | 3                              | N                              |                                 |                   |                                      |                 | \$11,004.38   |
| 179606                        | Taichung Feng Huang         | 12/26/2024   | Active                              | 24                      | 0                 | 0                   | 0.00%               | 24                      |                                       | 12                             | Y                              | 2                               |                   |                                      |                 |               |
| 179593                        | Taichung Feng Tian          | 12/30/2024   | Active                              | 23                      | 0                 | 0                   | 0.00%               | 23                      |                                       | 12                             | Y                              | 2                               | N                 |                                      |                 |               |
| 179598                        | Taichung Forever            | 12/26/2024   | Active                              | 27                      | 1                 | 0                   | 3.85%               | 26                      |                                       | 5                              | Y                              |                                 |                   |                                      |                 |               |
| 179555                        | Taichung Forwell            | 12/27/2024   | Active                              | 237                     | 5                 | 7                   | -0.84%              | 0                       | 1                                     | 0                              | Y                              |                                 | N                 |                                      |                 |               |
| 179610                        | Taichung Hsiang Yun         | 12/30/2024   | Active                              | 25                      | 0                 | 0                   | 0.00%               | 25                      |                                       | 12                             | Y                              | 2                               |                   |                                      |                 |               |
| 179625                        | Taichung Hsin Yueh          | 12/27/2024   | Active                              | 24                      | 0                 | 0                   | 0.00%               | 24                      |                                       | 12                             | Y                              | 2                               |                   |                                      |                 |               |
| 179616                        | Taichung Hua Hsing          | 12/26/2024   | Active                              | 25                      | 0                 | 0                   | 0.00%               | 25                      |                                       | 12                             | Y                              | 2                               |                   |                                      |                 |               |
| 179609                        | Taichung Hui Huang          | 12/30/2024   | Active                              | 23                      | 0                 | 0                   | 0.00%               | 23                      |                                       | 12                             | Y                              | 2                               |                   |                                      |                 |               |
| 179597                        | Taichung Kao Feng           | 12/26/2024   | Active                              | 26                      | 0                 | 0                   | 0.00%               | 26                      |                                       | 12                             | Y                              | 2                               |                   |                                      |                 |               |
| 179617                        | Taichung Lan Hsin           | 12/27/2024   | Active                              | 27                      | 0                 | 0                   | 0.00%               | 27                      |                                       | 12                             | Y                              | 2                               |                   |                                      |                 |               |
| 187237                        | Taichung Leo                | 07/25/2025   | Active                              | 21                      | 21                | 0                   | 100.00%             | 0                       |                                       | 5                              | Y                              |                                 |                   |                                      |                 |               |
| 179571                        | Taichung Lo Ho              | 12/26/2024   | Active                              | 21                      | 0                 | 2                   | -8.70%              | 23                      | 1                                     | 0                              | Y                              | 2                               |                   |                                      |                 |               |
| 179509                        | Taichung Lu Kang            | 01/06/2025   | Active                              | 16                      | 0                 | 10                  | -38.46%             | 0                       | 1                                     | 0                              | N                              | None                            |                   |                                      |                 |               |
| 179604                        | Taichung Lung Hsiang        | 12/26/2024   | Active                              | 25                      | 0                 | 0                   | 0.00%               | 25                      |                                       | 12                             | Y                              | 2                               |                   |                                      |                 |               |
| 187235                        | Taichung National           | 07/14/2025   | Active                              | 31                      | 31                | 0                   | 100.00%             | 0                       |                                       | 5                              | Y                              |                                 |                   |                                      |                 |               |
| 179470                        | Taichung New Jwu Shan       | 11/06/2024   | Active                              | 57                      | 9                 | 3                   | 11.76%              | 51                      | 1                                     | 0                              | N                              | None                            |                   |                                      |                 |               |
| 179337                        | Taichung Pa Kua Shan        | 11/06/2024   | Active                              | 26                      | 2                 | 1                   | 4.00%               | 25                      | 1                                     | 0                              | Y                              |                                 |                   |                                      |                 |               |
| 179570                        | Taichung Public Garden      | 12/26/2024   | Active                              | 27                      | 0                 | 0                   | 0.00%               | 27                      |                                       | 12                             | N                              |                                 |                   |                                      |                 |               |



## Club Health Assessment for District 300C 3 through December 2025

|                               |                                                            |              | Status                              | Membership              |                   |                     |                     |                         |                                       | Reports                        |                                |                                 |                   | Finance                              | LCIF            |               |
|-------------------------------|------------------------------------------------------------|--------------|-------------------------------------|-------------------------|-------------------|---------------------|---------------------|-------------------------|---------------------------------------|--------------------------------|--------------------------------|---------------------------------|-------------------|--------------------------------------|-----------------|---------------|
| Club Number                   | Club Name                                                  | Charter Date | Times in Status Quo in Past 2 Years | Current Member Count ** | YTD Members Added | YTD Members Dropped | YTD Net Growth% *** | Member Count 1 Year Ago | Dropped Members Avg.Length of Service | Months Since Membership Update | Current Officers Reported **** | Current President Repeated Term | VP Reported ***** | Last Date Reported Service (mm/yyyy) | Account Balance | YTD Donations |
| 179507                        | Taichung Shih Hu                                           | 12/30/2024   | Active                              | 39                      | 12                | 4                   | 25.81%              | 31                      | 1                                     | 0                              | Y                              |                                 |                   |                                      |                 |               |
| 179500                        | Taichung Show Shui                                         | 11/06/2024   | Active                              | 52                      | 11                | 4                   | 15.56%              | 45                      | 1                                     | 0                              | Y                              |                                 | N                 |                                      |                 |               |
| 179324                        | Taichung Tsao Tun                                          | 11/06/2024   | Active                              | 47                      | 19                | 7                   | 34.29%              | 35                      | 1                                     | 0                              | Y                              |                                 |                   |                                      |                 |               |
| 179318                        | Taichung TZ Chiang                                         | 11/06/2024   | Active                              | 29                      | 8                 | 5                   | 11.54%              | 26                      | 1                                     | 0                              | Y                              |                                 |                   |                                      |                 |               |
| 179592                        | Taichung Wei Ai                                            | 12/30/2024   | Active                              | 40                      | 0                 | 6                   | -13.04%             | 45                      | 4                                     | 0                              | Y                              | 2                               |                   |                                      |                 |               |
| 179381                        | Taichung Wei Mei                                           | 12/30/2024   | Active                              | 57                      | 7                 | 3                   | 7.55%               | 52                      | 1                                     | 0                              | Y                              |                                 | N                 |                                      |                 |               |
| 176885                        | Taichung Wen-Hua                                           | 08/22/2024   | Active                              | 33                      | 3                 | 0                   | 10.00%              | 30                      |                                       | 0                              | N                              | 2                               |                   |                                      |                 |               |
| 179522                        | Taichung Yu Lan                                            | 12/30/2024   | Active                              | 24                      | 0                 | 0                   | 0.00%               | 24                      |                                       | 12                             | Y                              | 2                               |                   |                                      |                 |               |
| 179465                        | Taichung Yuan Lin<br>Fruitsmountain                        | 11/06/2024   | Active                              | 23                      | 0                 | 0                   | 0.00%               | 23                      |                                       | 13                             | Y                              |                                 |                   |                                      |                 |               |
| 179322                        | Taichung Yung Ching                                        | 12/26/2024   | Active                              | 61                      | 13                | 6                   | 12.96%              | 54                      | 1                                     | 0                              | Y                              |                                 | N                 |                                      |                 |               |
| 179591                        | Taichung Zhen Cheng                                        | 12/30/2024   | Active                              | 24                      | 0                 | 2                   | -7.69%              | 26                      | 1                                     | 0                              | Y                              | 2                               |                   |                                      |                 |               |
| 179335                        | Taitung Pu Li Chung Shin                                   | 12/26/2024   | Active                              | 24                      | 0                 | 0                   | 0.00%               | 24                      |                                       | 12                             | Y                              |                                 |                   |                                      |                 |               |
| 176958                        | Weixin                                                     | 08/26/2024   | Active                              | 34                      | 1                 | 27                  | -43.33%             | 60                      | 1                                     | 0                              | Y                              |                                 |                   |                                      |                 |               |
| Clubs more than two years old |                                                            |              |                                     |                         |                   |                     |                     |                         |                                       |                                |                                |                                 |                   |                                      |                 |               |
| 23405                         | TAICHUNG CHENG CHUNG                                       | 07/23/1971   | Active                              | 23                      | 6                 | 0                   | 35.29%              | 24                      |                                       | 4                              | N                              |                                 |                   | 12/2017                              |                 |               |
|                               | Exc Award (06/30/2018, 06/30/2021)                         |              |                                     |                         |                   |                     |                     |                         |                                       |                                |                                |                                 |                   |                                      |                 |               |
| 103756                        | TAICHUNG CHIA MEI                                          | 10/08/2008   | Active                              | 0                       | 0                 | 4                   | -100.00%            | 12                      | 9                                     | 0                              | N                              | None                            |                   | 01/2023                              |                 | \$1,000.00    |
|                               | Exc Award (06/30/2016, 06/30/2018, 06/30/2019)             |              |                                     |                         |                   |                     |                     |                         |                                       |                                |                                |                                 |                   |                                      |                 |               |
| 56021                         | TAICHUNG CHIEH MEI                                         | 08/01/1994   | Active                              | 110                     | 1                 | 21                  | -15.38%             | 145                     | 5                                     | 2                              | N                              |                                 |                   | 05/2023                              |                 | \$1,000.00    |
|                               | Exc Award (06/30/2023)                                     |              |                                     |                         |                   |                     |                     |                         |                                       |                                |                                |                                 |                   |                                      |                 |               |
| 56005                         | TAICHUNG CHIN SHAN                                         | 07/25/1994   | Active                              | 23                      | 3                 | 0                   | 15.00%              | 27                      |                                       | 3                              | N                              |                                 |                   | 12/2015                              |                 | \$1,000.00    |
|                               | Exc Award (06/30/2016, 06/30/2024)                         |              |                                     |                         |                   |                     |                     |                         |                                       |                                |                                |                                 |                   |                                      |                 |               |
| 47364                         | TAICHUNG CHUN LUNG                                         | 05/26/1987   | Active                              | 70                      | 24                | 5                   | 37.25%              | 49                      | 9                                     | 0                              | N                              |                                 |                   | 12/2021                              |                 | \$5,999.98    |
|                               | Exc Award (06/30/2016)                                     |              |                                     |                         |                   |                     |                     |                         |                                       |                                |                                |                                 |                   |                                      |                 |               |
| 60801                         | TAICHUNG CHUN YIN                                          | 05/19/1998   | Active                              | 52                      | 2                 | 15                  | -20.00%             | 65                      | 11                                    | 0                              | N                              |                                 |                   | 03/2017                              |                 |               |
|                               | Exc Award (06/30/2016, 06/30/2017, 06/30/2018, 06/30/2023) |              |                                     |                         |                   |                     |                     |                         |                                       |                                |                                |                                 |                   |                                      |                 |               |
| 31203                         | TAICHUNG CHUNG SHAN                                        | 09/16/1975   | Active                              | 20                      | 0                 | 0                   | 0.00%               | 35                      |                                       | 4                              | N                              |                                 |                   |                                      |                 | \$1,000.00    |
|                               | Exc Award (06/30/2016)                                     |              |                                     |                         |                   |                     |                     |                         |                                       |                                |                                |                                 |                   |                                      |                 |               |



# Club Health Assessment for District 300C 3 through December 2025

|             |                                                                        |              | Status                              | Membership              |                   |                     |                     |                         |                                       | Reports                        |                                |                                 |                   | Finance                              | LCIF            |               |
|-------------|------------------------------------------------------------------------|--------------|-------------------------------------|-------------------------|-------------------|---------------------|---------------------|-------------------------|---------------------------------------|--------------------------------|--------------------------------|---------------------------------|-------------------|--------------------------------------|-----------------|---------------|
| Club Number | Club Name                                                              | Charter Date | Times in Status Quo in Past 2 Years | Current Member Count ** | YTD Members Added | YTD Members Dropped | YTD Net Growth% *** | Member Count 1 Year Ago | Dropped Members Avg.Length of Service | Months Since Membership Update | Current Officers Reported **** | Current President Repeated Term | VP Reported ***** | Last Date Reported Service (mm/yyyy) | Account Balance | YTD Donations |
| 84022       | TAICHUNG CITY CHUNG YI                                                 | 08/11/2004   | Active                              | 35                      | 6                 | 0                   | 20.69%              | 30                      |                                       | 4                              | N                              |                                 |                   | 09/2022                              |                 | \$1,000.00    |
|             | Exc Award (06/30/2018)                                                 |              |                                     |                         |                   |                     |                     |                         |                                       |                                |                                |                                 |                   |                                      |                 |               |
| 31153       | TAICHUNG CITY SOUTHWEST                                                | 08/25/1975   | Active                              | 24                      | 2                 | 0                   | 9.09%               | 22                      |                                       | 1                              | N                              |                                 |                   | 12/2017                              |                 | \$4,999.95    |
| 132690      | Taichung Cultural & Education                                          | 09/27/2017   | Active                              | 16                      | 3                 | 3                   | 0.00%               | 19                      | 2                                     | 0                              | N                              |                                 |                   |                                      |                 | \$2,999.99    |
| 155923      | Taichung Da Fang                                                       | 09/22/2023   | Active                              | 37                      | 0                 | 0                   | 0.00%               | 48                      |                                       | 6                              | N                              |                                 |                   |                                      |                 | \$1,000.00    |
| 120125      | Taichung E Sun                                                         | 08/13/2013   | Active                              | 93                      | 7                 | 2                   | 5.68%               | 96                      | 6                                     | 4                              | N                              |                                 |                   | 03/2019                              |                 | \$6,999.97    |
|             | Exc Award (06/30/2017, 06/30/2018, 06/30/2022)                         |              |                                     |                         |                   |                     |                     |                         |                                       |                                |                                |                                 |                   |                                      |                 |               |
| 23408       | TAICHUNG EAST                                                          | 08/31/1973   | Active                              | 37                      | 11                | 1                   | 37.04%              | 31                      | 0                                     | 0                              | N                              |                                 |                   |                                      |                 | \$2,000.00    |
| 156018      | Taichung Happy                                                         | 09/22/2023   | Active                              | 52                      | 3                 | 0                   | 6.12%               | 55                      |                                       | 3                              | N                              |                                 |                   |                                      |                 | \$1,999.99    |
| 54867       | TAICHUNG HSIANG HO                                                     | 09/13/1993   | Active                              | 26                      | 1                 | 0                   | 4.00%               | 27                      |                                       | 4                              | N                              |                                 |                   | 12/2015                              |                 |               |
| 48735       | TAICHUNG JEN MEI                                                       | 06/20/1988   | Active                              | 27                      | 7                 | 4                   | 12.50%              | 29                      | 2                                     | 0                              | Y                              |                                 |                   | 10/2022                              |                 | \$2,999.99    |
|             | Exc Award (06/30/2021)                                                 |              |                                     |                         |                   |                     |                     |                         |                                       |                                |                                |                                 |                   |                                      |                 |               |
| 55723       | TAICHUNG KUANG FU                                                      | 05/18/1994   | Active                              | 89                      | 11                | 0                   | 14.10%              | 76                      |                                       | 2                              | N                              |                                 |                   | 01/2019                              |                 | \$6,000.00    |
|             | Exc Award (06/30/2017, 06/30/2019, 06/30/2023)                         |              |                                     |                         |                   |                     |                     |                         |                                       |                                |                                |                                 |                   |                                      |                 |               |
| 40378       | TAICHUNG KUO KUANG                                                     | 09/24/1981   | Active                              | 56                      | 9                 | 7                   | 3.70%               | 54                      | 9                                     | 0                              | N                              |                                 |                   | 01/2016                              |                 | \$2,999.99    |
|             | Exc Award (06/30/2017, 06/30/2018)                                     |              |                                     |                         |                   |                     |                     |                         |                                       |                                |                                |                                 |                   |                                      |                 |               |
| 132825      | Taichung Li Tai                                                        | 10/10/2017   | Active                              | 19                      | 0                 | 2                   | -9.52%              | 23                      | 4                                     | 0                              | N                              |                                 |                   | 08/2022                              |                 | \$1,000.00    |
| 62382       | TAICHUNG LI ZEN                                                        | 09/27/1999   | Active                              | 25                      | 0                 | 1                   | -3.85%              | 18                      | 1                                     | 5                              | N                              | None                            |                   | 12/2017                              |                 | \$1,999.98    |
|             | Exc Award (06/30/2018)                                                 |              |                                     |                         |                   |                     |                     |                         |                                       |                                |                                |                                 |                   |                                      |                 |               |
| 60141       | TAICHUNG LONG FAR                                                      | 12/08/1997   | Active                              | 25                      | 0                 | 1                   | -3.85%              | 25                      | 1                                     | 0                              | N                              |                                 |                   | 09/2022                              |                 | \$6,999.97    |
| 40379       | TAICHUNG MEI HUA                                                       | 09/24/1981   | Active                              | 27                      | 0                 | 0                   | 0.00%               | 27                      |                                       | 4                              | N                              |                                 |                   | 09/2018                              |                 | \$1,000.00    |
| 46870       | TAICHUNG METROPOLITAN                                                  | 01/31/1987   | Active                              | 47                      | 6                 | 2                   | 9.30%               | 56                      | 2                                     | 0                              | N                              |                                 |                   | 11/2022                              |                 | \$2,000.00    |
|             | Exc Award (06/30/2018)                                                 |              |                                     |                         |                   |                     |                     |                         |                                       |                                |                                |                                 |                   |                                      |                 |               |
| 51519       | TAICHUNG MING CHUAN                                                    | 04/01/1991   | Active                              | 24                      | 0                 | 0                   | 0.00%               | 23                      |                                       | 4                              | N                              |                                 |                   | 10/2022                              |                 | \$3,000.00    |
|             | Exc Award (06/30/2017, 06/30/2018)                                     |              |                                     |                         |                   |                     |                     |                         |                                       |                                |                                |                                 |                   |                                      |                 |               |
| 61140       | TAICHUNG MING TAI                                                      | 09/22/1998   | Active                              | 26                      | 0                 | 1                   | -3.70%              | 30                      | 13                                    | 0                              | N                              |                                 |                   | 05/2017                              |                 | \$2,999.98    |
|             | Exc Award (06/30/2016, 06/30/2017, 06/30/2018, 06/30/2019, 06/30/2023) |              |                                     |                         |                   |                     |                     |                         |                                       |                                |                                |                                 |                   |                                      |                 |               |
| 23409       | TAICHUNG NORTH                                                         | 05/11/1973   | Active                              | 40                      | 5                 | 4                   | 2.56%               | 39                      | 5                                     | 0                              | N                              |                                 |                   |                                      |                 | \$2,999.99    |
| 23411       | TAICHUNG NORTHWEST                                                     | 01/14/1970   | Active                              | 43                      | 1                 | 6                   | -10.42%             | 22                      | 12                                    | 2                              | N                              |                                 |                   | 09/2022                              |                 | \$1,999.99    |



## Club Health Assessment for District 300C 3 through December 2025

|                                                |                      |              | Status                              | Membership              |                   |                     |                     |                         |                                       | Reports                        |                                |                                 |                   | Finance                              | LCIF            |               |
|------------------------------------------------|----------------------|--------------|-------------------------------------|-------------------------|-------------------|---------------------|---------------------|-------------------------|---------------------------------------|--------------------------------|--------------------------------|---------------------------------|-------------------|--------------------------------------|-----------------|---------------|
| Club Number                                    | Club Name            | Charter Date | Times in Status Quo in Past 2 Years | Current Member Count ** | YTD Members Added | YTD Members Dropped | YTD Net Growth% *** | Member Count 1 Year Ago | Dropped Members Avg.Length of Service | Months Since Membership Update | Current Officers Reported **** | Current President Repeated Term | VP Reported ***** | Last Date Reported Service (mm/yyyy) | Account Balance | YTD Donations |
| Exc Award (06/30/2016, 06/30/2018)             |                      |              |                                     |                         |                   |                     |                     |                         |                                       |                                |                                |                                 |                   |                                      |                 |               |
| 136171                                         | Taichung Riway Union | 09/06/2018   | Active                              | 16                      | 10                | 12                  | -11.11%             | 18                      | 3                                     | 0                              | N                              |                                 |                   | 09/2022                              |                 |               |
| 23412                                          | TAICHUNG SOUTH       | 03/20/1972   | Active                              | 25                      | 0                 | 3                   | -10.71%             | 28                      | 2                                     | 0                              | N                              |                                 |                   | 05/2017                              |                 | \$1,999.99    |
| Exc Award (06/30/2018, 06/30/2019, 06/30/2023) |                      |              |                                     |                         |                   |                     |                     |                         |                                       |                                |                                |                                 |                   |                                      |                 |               |
| 83155                                          | TAICHUNG TUNG HSIN   | 07/31/2004   | Active                              | 45                      | 0                 | 0                   | 0.00%               | 67                      |                                       | 4                              | N                              |                                 |                   | 09/2022                              |                 |               |
| Exc Award (06/30/2018, 06/30/2022)             |                      |              |                                     |                         |                   |                     |                     |                         |                                       |                                |                                |                                 |                   |                                      |                 |               |
| 42858                                          | TAICHUNG TUNG SHAN   | 06/29/1983   | Active                              | 66                      | 4                 | 0                   | 6.45%               | 66                      |                                       | 2                              | N                              |                                 |                   | 05/2022                              |                 | \$3,000.00    |
| 97567                                          | TAICHUNG VOLUNTEER   | 07/27/2006   | Active                              | 27                      | 2                 | 2                   | 0.00%               | 27                      | 6                                     | 4                              | N                              |                                 |                   | 12/2015                              |                 |               |
| 43385                                          | TAICHUNG YAMATO      | 01/04/1984   | Active                              | 107                     | 0                 | 0                   | 0.00%               | 115                     |                                       | 4                              | N                              |                                 |                   | 12/2021                              |                 | \$1,999.98    |
| Exc Award (06/30/2016, 06/30/2018, 06/30/2021) |                      |              |                                     |                         |                   |                     |                     |                         |                                       |                                |                                |                                 |                   |                                      |                 |               |

Clubs Cancelled Previous Fiscal Year – Clubs Cancelled within last 12 months may be reinstated

| Club Number | Club Name           | Charter Date | Current Status* | Cancellation Date |
|-------------|---------------------|--------------|-----------------|-------------------|
| 58223       | TAICHUNG EVER GREEN | 05/01/1996   | Cancelled(6*)   | 03/29/2025        |

| Current Total Clubs Count | YTD New Clubs Count | YTD Cancelled Clubs Count | YTD Net Club Gain | Current Total Members Count | YTD Add | YTD Drop | YTD Net Growth | YTD Net Growth % | Member Count 12 Months Ago | Average Member Count Per Club | % of Clubs with less than 20 members | % No Officer Report in 12 Months | % of Clubs with balance 90+ days | Number of Clubs in Status Quo | % Status Quo Clubs in Financial Suspension | Number of Cancelled Clubs | Average Cancelled Club Age | Members Lost Due to Cancellation | % of Clubs Cancelled for Non-Financial Reasons |
|---------------------------|---------------------|---------------------------|-------------------|-----------------------------|---------|----------|----------------|------------------|----------------------------|-------------------------------|--------------------------------------|----------------------------------|----------------------------------|-------------------------------|--------------------------------------------|---------------------------|----------------------------|----------------------------------|------------------------------------------------|
| 73                        | 2                   | 0                         | 2                 | 2,868                       | 290     | 206      | 84             | 3.02%            | 2,596                      | 39                            | 8%                                   | 4%                               | 0%                               | 0                             | 0%                                         | 0                         | 0                          | 0                                | 0%                                             |

\* - P - Priority Club. Cancellation Reasons: 1-Objectives/conduct, 2-Non-active club, 5-Non-existing club, 6-Disbanding, 7-Merger, 8-Financial Suspension, 9-District/Multiple District Dues.

\*\* Red denotes below 15 active members.

\*\*\* Red denotes 20% + loss.

\*\*\*\* Y - all 3 (President, Secretary, Treasurer) club officers reported, N - not all 3 reported.

\*\*\*\*\* Abbreviation: N-New, IP-Immediate Past, R-Repeat.



## Club Health Assessment for District 300D 1 through December 2025

|                               |                                                                                    |              | Status                              | Membership              |                   |                     |                     |                         | Reports                               |                                |                                |                                 | Finance           | LCIF                                 |                 |               |
|-------------------------------|------------------------------------------------------------------------------------|--------------|-------------------------------------|-------------------------|-------------------|---------------------|---------------------|-------------------------|---------------------------------------|--------------------------------|--------------------------------|---------------------------------|-------------------|--------------------------------------|-----------------|---------------|
| Club Number                   | Club Name                                                                          | Charter Date | Times in Status Quo in Past 2 Years | Current Member Count ** | YTD Members Added | YTD Members Dropped | YTD Net Growth% *** | Member Count 1 Year Ago | Dropped Members Avg.Length of Service | Months Since Membership Update | Current Officers Reported **** | Current President Repeated Term | VP Reported ***** | Last Date Reported Service (mm/yyyy) | Account Balance | YTD Donations |
| Clubs less than two years old |                                                                                    |              |                                     |                         |                   |                     |                     |                         |                                       |                                |                                |                                 |                   |                                      |                 |               |
| 181126                        | Changhua Longxing                                                                  | 03/06/2025   | Active                              | 30                      | 0                 | 0                   | 0.00%               | 0                       |                                       | 0                              | Y                              | 2                               | R                 | 08/2025                              |                 |               |
| 186735                        | Changhua Central Golf                                                              | 07/09/2025   | Active                              | 20                      | 20                | 0                   | 100.00%             | 0                       |                                       | 5                              | Y                              |                                 | N                 |                                      |                 |               |
| 171605                        | Changhua County Fa La Li                                                           | 06/06/2024   | Active                              | 32                      | 3                 | 0                   | 10.34%              | 31                      |                                       | 3                              | Y                              |                                 | N                 | 06/2025                              |                 | \$1,000.00    |
| 179457                        | Changhua County Fuxing                                                             | 12/05/2024   | Active                              | 43                      | 0                 | 0                   | 0.00%               | 34                      |                                       | 11                             | Y                              | 2                               | R                 |                                      |                 |               |
| 181599                        | Changhua County Lanxin                                                             | 03/31/2025   | Active                              | 30                      | 0                 | 0                   | 0.00%               | 0                       |                                       | 2                              | Y                              | 2                               | R                 | 10/2025                              |                 |               |
| Clubs more than two years old |                                                                                    |              |                                     |                         |                   |                     |                     |                         |                                       |                                |                                |                                 |                   |                                      |                 |               |
| 23360                         | CHANG HUA                                                                          | 06/17/1967   | Active                              | 28                      | 2                 | 0                   | 7.69%               | 28                      |                                       | 0                              | Y                              | 2                               | N                 | 05/2025                              |                 | \$1,000.00    |
|                               | Exc Award (06/30/2016)                                                             |              |                                     |                         |                   |                     |                     |                         |                                       |                                |                                |                                 |                   |                                      |                 |               |
| 89627                         | CHANG HUA BUO AI                                                                   | 11/11/2005   | Active                              | 8                       | 0                 | 0                   | 0.00%               | 8                       |                                       | 2                              | Y                              |                                 | N                 | 09/2024                              |                 |               |
|                               | Exc Award (06/30/2017)                                                             |              |                                     |                         |                   |                     |                     |                         |                                       |                                |                                |                                 |                   |                                      |                 |               |
| 99427                         | CHANG HUA CHING CHENG                                                              | 05/21/2007   | Active                              | 57                      | 2                 | 4                   | -3.39%              | 47                      | 3                                     | 3                              | Y                              |                                 | N                 | 06/2025                              |                 |               |
|                               | Exc Award (06/30/2017, 06/30/2018, 06/30/2019, 06/30/2020, 06/30/2022, 06/30/2025) |              |                                     |                         |                   |                     |                     |                         |                                       |                                |                                |                                 |                   |                                      |                 |               |
| 150257                        | Changhua - Paoa                                                                    | 06/02/2022   | Active                              | 20                      | 0                 | 0                   | 0.00%               | 20                      |                                       | 26                             | N                              | None                            |                   | 06/2025                              |                 |               |
|                               | Exc Award (06/30/2023)                                                             |              |                                     |                         |                   |                     |                     |                         |                                       |                                |                                |                                 |                   |                                      |                 |               |
| 50353                         | CHANGHUA AI SHIN                                                                   | 03/22/1990   | Active                              | 39                      | 4                 | 0                   | 11.43%              | 34                      |                                       | 3                              | Y                              |                                 |                   | 11/2025                              |                 |               |
|                               | Exc Award (06/30/2018, 06/30/2020, 06/30/2023, 06/30/2025)                         |              |                                     |                         |                   |                     |                     |                         |                                       |                                |                                |                                 |                   |                                      |                 |               |
| 23361                         | CHANGHUA CENTRAL                                                                   | 01/14/1974   | Active                              | 28                      | 3                 | 5                   | -6.67%              | 32                      | 2                                     | 0                              | Y                              |                                 |                   | 12/2025                              |                 | \$1,000.00    |
|                               | Exc Award (06/30/2018, 06/30/2019, 06/30/2020, 06/30/2024)                         |              |                                     |                         |                   |                     |                     |                         |                                       |                                |                                |                                 |                   |                                      |                 |               |
| 104290                        | CHANGHUA CHANG SHIH TA                                                             | 01/06/2009   | Active                              | 51                      | 12                | 1                   | 27.50%              | 41                      | 9                                     | 3                              | Y                              |                                 | N                 | 07/2025                              |                 | \$5,000.00    |
|                               | Exc Award (06/30/2017, 06/30/2023, 06/30/2024)                                     |              |                                     |                         |                   |                     |                     |                         |                                       |                                |                                |                                 |                   |                                      |                 |               |
| 148900                        | Changhua Changtong                                                                 | 11/16/2021   | Active                              | 13                      | 0                 | 0                   | 0.00%               | 13                      |                                       | 0                              | Y                              |                                 | N                 | 06/2025                              |                 | \$2,000.00    |
| 50038                         | CHANGHUA CHERNG KONG                                                               | 12/18/1989   | Active                              | 67                      | 5                 | 0                   | 8.06%               | 65                      |                                       | 2                              | Y                              |                                 |                   | 11/2025                              |                 | \$9,000.00    |
|                               | Exc Award (06/30/2016, 06/30/2017, 06/30/2018, 06/30/2020, 06/30/2022)             |              |                                     |                         |                   |                     |                     |                         |                                       |                                |                                |                                 |                   |                                      |                 |               |
| 152563                        | Changhua Chungyi                                                                   | 09/23/2022   | Active                              | 56                      | 3                 | 1                   | 3.70%               | 59                      | 1                                     | 0                              | Y                              |                                 | N                 | 06/2025                              |                 | \$5,000.00    |
|                               | Exc Award (06/30/2023, 06/30/2024)                                                 |              |                                     |                         |                   |                     |                     |                         |                                       |                                |                                |                                 |                   |                                      |                 |               |
| 141542                        | Changhua County Ai Shu Chia                                                        | 04/30/2020   | Active                              | 27                      | 5                 | 18                  | -32.50%             | 37                      | 3                                     | 0                              | Y                              |                                 | N                 | 06/2025                              |                 |               |



# Club Health Assessment for District 300D 1 through December 2025

|                                                                                    |                                |              | Status                              | Membership              |                   |                     |                     |                         |                                       | Reports                        |                                |                                 |                   | Finance                              | LCIF            |               |
|------------------------------------------------------------------------------------|--------------------------------|--------------|-------------------------------------|-------------------------|-------------------|---------------------|---------------------|-------------------------|---------------------------------------|--------------------------------|--------------------------------|---------------------------------|-------------------|--------------------------------------|-----------------|---------------|
| Club Number                                                                        | Club Name                      | Charter Date | Times in Status Quo in Past 2 Years | Current Member Count ** | YTD Members Added | YTD Members Dropped | YTD Net Growth% *** | Member Count 1 Year Ago | Dropped Members Avg.Length of Service | Months Since Membership Update | Current Officers Reported **** | Current President Repeated Term | VP Reported ***** | Last Date Reported Service (mm/yyyy) | Account Balance | YTD Donations |
| Exc Award (06/30/2023)                                                             |                                |              |                                     |                         |                   |                     |                     |                         |                                       |                                |                                |                                 |                   |                                      |                 |               |
| 139293                                                                             | Changhua County Guan Ying      | 08/02/2019   | Active                              | 78                      | 13                | 1                   | 18.18%              | 66                      | 11                                    | 1                              | Y                              |                                 | N                 | 06/2025                              |                 | \$15,000.00   |
| Exc Award (06/30/2020, 06/30/2023)                                                 |                                |              |                                     |                         |                   |                     |                     |                         |                                       |                                |                                |                                 |                   |                                      |                 |               |
| 133318                                                                             | Changhua County Shih Yun       | 12/07/2017   | Active                              | 3                       | 0                 | 0                   | 0.00%               | 15                      |                                       | 6                              | N                              | None                            |                   | 06/2025                              |                 |               |
| 148687                                                                             | Changhua Dashin                | 10/26/2021   | Active                              | 21                      | 4                 | 6                   | -8.70%              | 23                      | 2                                     | 1                              | Y                              |                                 |                   | 06/2025                              |                 | \$2,000.00    |
| 103449                                                                             | CHANGHUA DA-YEH                | 08/18/2008   | Active                              | 38                      | 16                | 0                   | 72.73%              | 30                      |                                       | 0                              | Y                              |                                 | N                 | 12/2025                              |                 | \$5,000.00    |
| 53880                                                                              | CHANGHUA HSIEN CHANG BING      | 12/08/1992   | Active                              | 48                      | 1                 | 2                   | -2.04%              | 57                      | 10                                    | 0                              | Y                              |                                 | N                 | 06/2025                              |                 | \$1,000.00    |
| Exc Award (06/30/2017, 06/30/2018, 06/30/2020)                                     |                                |              |                                     |                         |                   |                     |                     |                         |                                       |                                |                                |                                 |                   |                                      |                 |               |
| 45187                                                                              | CHANGHUA HSIEN CHANG KUNG      | 06/25/1985   | Active                              | 61                      | 3                 | 1                   | 3.39%               | 60                      | 1                                     | 0                              | Y                              |                                 |                   | 10/2025                              |                 | \$103,008.53  |
| Exc Award (06/30/2016, 06/30/2017, 06/30/2018, 06/30/2020, 06/30/2024, 06/30/2025) |                                |              |                                     |                         |                   |                     |                     |                         |                                       |                                |                                |                                 |                   |                                      |                 |               |
| 49267                                                                              | CHANGHUA HSIEN CHANG SHANG     | 03/02/1989   | Active                              | 49                      | 1                 | 0                   | 2.08%               | 44                      |                                       | 0                              | Y                              |                                 |                   | 06/2025                              |                 | \$13,000.00   |
| 47885                                                                              | CHANGHUA HSIEN CHANGHUA CH MEI | 11/18/1987   | Active                              | 19                      | 0                 | 0                   | 0.00%               | 20                      |                                       | 2                              | Y                              |                                 | N                 | 06/2025                              |                 |               |
| Exc Award (06/30/2016, 06/30/2019, 06/30/2025)                                     |                                |              |                                     |                         |                   |                     |                     |                         |                                       |                                |                                |                                 |                   |                                      |                 |               |
| 104291                                                                             | CHANGHUA HSIEN CHIEN KUO       | 01/06/2009   | Active                              | 36                      | 2                 | 0                   | 5.88%               | 34                      |                                       | 0                              | Y                              |                                 | N                 | 06/2025                              |                 | \$3,000.00    |
| Exc Award (06/30/2016, 06/30/2022, 06/30/2023)                                     |                                |              |                                     |                         |                   |                     |                     |                         |                                       |                                |                                |                                 |                   |                                      |                 |               |
| 54216                                                                              | CHANGHUA HSIEN HUA TAN         | 03/10/1993   | Active                              | 28                      | 0                 | 8                   | -22.22%             | 33                      | 12                                    | 0                              | Y                              |                                 |                   | 06/2025                              |                 | \$1,000.00    |
| Exc Award (06/30/2018, 06/30/2025)                                                 |                                |              |                                     |                         |                   |                     |                     |                         |                                       |                                |                                |                                 |                   |                                      |                 |               |
| 103925                                                                             | CHANGHUA HSIEN HUNG HO         | 11/05/2008   | Active                              | 50                      | 1                 | 0                   | 2.04%               | 52                      |                                       | 2                              | Y                              |                                 |                   | 11/2025                              |                 | \$1,000.00    |
| Exc Award (06/30/2018, 06/30/2022, 06/30/2025)                                     |                                |              |                                     |                         |                   |                     |                     |                         |                                       |                                |                                |                                 |                   |                                      |                 |               |
| 45430                                                                              | CHANGHUA HSIEN LU KANG         | 10/25/1985   | Active                              | 23                      | 6                 | 1                   | 27.78%              | 18                      | 6                                     | 1                              | Y                              |                                 |                   | 06/2025                              |                 |               |
| 47624                                                                              | CHANGHUA HSIEN PA KUA SHAN     | 06/28/1987   | Active                              | 1                       | 0                 | 0                   | 0.00%               | 1                       |                                       | 5                              | N                              | None                            |                   | 08/2024                              |                 |               |
| Exc Award (06/30/2018, 06/30/2020)                                                 |                                |              |                                     |                         |                   |                     |                     |                         |                                       |                                |                                |                                 |                   |                                      |                 |               |
| 105797                                                                             | CHANGHUA HSIEN SHEN GUN        | 06/12/2009   | Active                              | 42                      | 7                 | 0                   | 20.00%              | 31                      |                                       | 1                              | Y                              |                                 |                   | 06/2025                              |                 | \$2,000.00    |
| Exc Award (06/30/2016, 06/30/2019, 06/30/2020, 06/30/2023, 06/30/2025)             |                                |              |                                     |                         |                   |                     |                     |                         |                                       |                                |                                |                                 |                   |                                      |                 |               |
| 106022                                                                             | CHANGHUA HSIEN YINGHUA         | 06/26/2009   | Active                              | 55                      | 10                | 0                   | 22.22%              | 45                      |                                       | 2                              | Y                              |                                 | N                 | 06/2025                              |                 | \$2,000.00    |



## Club Health Assessment for District 300D 1 through December 2025

|                                                                        |                         |              | Status                              | Membership              |                   |                     |                     |                         |                                       | Reports                        |                                |                                 |                   | Finance                              | LCIF            |               |
|------------------------------------------------------------------------|-------------------------|--------------|-------------------------------------|-------------------------|-------------------|---------------------|---------------------|-------------------------|---------------------------------------|--------------------------------|--------------------------------|---------------------------------|-------------------|--------------------------------------|-----------------|---------------|
| Club Number                                                            | Club Name               | Charter Date | Times in Status Quo in Past 2 Years | Current Member Count ** | YTD Members Added | YTD Members Dropped | YTD Net Growth% *** | Member Count 1 Year Ago | Dropped Members Avg.Length of Service | Months Since Membership Update | Current Officers Reported **** | Current President Repeated Term | VP Reported ***** | Last Date Reported Service (mm/yyyy) | Account Balance | YTD Donations |
| Exc Award (06/30/2018, 06/30/2019, 06/30/2020, 06/30/2023, 06/30/2025) |                         |              |                                     |                         |                   |                     |                     |                         |                                       |                                |                                |                                 |                   |                                      |                 |               |
| 148483                                                                 | Changhua Jin Yeh        | 10/27/2021   | Active                              | 33                      | 0                 | 0                   | 0.00%               | 34                      |                                       | 3                              | Y                              |                                 |                   | 06/2025                              |                 |               |
| Exc Award (06/30/2023)                                                 |                         |              |                                     |                         |                   |                     |                     |                         |                                       |                                |                                |                                 |                   |                                      |                 |               |
| 139315                                                                 | Changhua Lukang Tin Hou | 08/02/2019   | Active                              | 56                      | 7                 | 0                   | 14.29%              | 51                      |                                       | 3                              | Y                              |                                 | N                 | 06/2025                              |                 | \$2,000.00    |
| Exc Award (06/30/2020, 06/30/2022, 06/30/2025)                         |                         |              |                                     |                         |                   |                     |                     |                         |                                       |                                |                                |                                 |                   |                                      |                 |               |
| 31376                                                                  | CHANGHUA NORTHWEST      | 11/21/1975   | Active                              | 9                       | 0                 | 3                   | -25.00%             | 14                      | 27                                    | 0                              | Y                              |                                 |                   | 06/2025                              |                 |               |
| Exc Award (06/30/2018)                                                 |                         |              |                                     |                         |                   |                     |                     |                         |                                       |                                |                                |                                 |                   |                                      |                 |               |
| 149396                                                                 | Changhua Treasure       | 12/27/2021   | Active                              | 35                      | 6                 | 1                   | 16.67%              | 32                      | 4                                     | 0                              | Y                              |                                 | N                 | 12/2025                              |                 | \$2,000.00    |
| Exc Award (06/30/2024, 06/30/2025)                                     |                         |              |                                     |                         |                   |                     |                     |                         |                                       |                                |                                |                                 |                   |                                      |                 |               |
| 148724                                                                 | Changhua Yongshin       | 10/27/2021   | Active                              | 8                       | 1                 | 2                   | -11.11%             | 11                      | 3                                     | 0                              | Y                              |                                 |                   | 06/2025                              |                 | \$1,000.00    |
| 150259                                                                 | Changhua Young Young    | 06/02/2022   | Active                              | 20                      | 0                 | 0                   | 0.00%               | 20                      |                                       | 26                             | N                              | None                            |                   | 06/2025                              |                 |               |
| Exc Award (06/30/2023)                                                 |                         |              |                                     |                         |                   |                     |                     |                         |                                       |                                |                                |                                 |                   |                                      |                 |               |
| 127710                                                                 | Changhua Youth          | 06/09/2016   | Active                              | 21                      | 0                 | 0                   | 0.00%               | 21                      |                                       | 3                              | Y                              |                                 |                   | 06/2025                              |                 | \$2,000.00    |
| Exc Award (06/30/2019, 06/30/2020)                                     |                         |              |                                     |                         |                   |                     |                     |                         |                                       |                                |                                |                                 |                   |                                      |                 |               |
| 68685                                                                  | CHANGHUA YU DA          | 04/21/2003   | Active                              | 18                      | 1                 | 1                   | 0.00%               | 17                      | 18                                    | 3                              | Y                              |                                 | N                 | 06/2025                              |                 | \$2,000.00    |
| Exc Award (06/30/2016, 06/30/2017, 06/30/2024)                         |                         |              |                                     |                         |                   |                     |                     |                         |                                       |                                |                                |                                 |                   |                                      |                 |               |
| 141480                                                                 | Changhua Yu Shan        | 04/30/2020   | Active                              | 20                      | 6                 | 0                   | 42.86%              | 15                      |                                       | 3                              | Y                              |                                 |                   | 06/2025                              |                 | \$1,000.00    |
| 149437                                                                 | Changhua Yuanhsianmei   | 12/29/2021   | Active                              | 21                      | 0                 | 0                   | 0.00%               | 19                      |                                       | 2                              | Y                              |                                 |                   | 09/2024                              | 90+ Days        |               |
| Exc Award (06/30/2023)                                                 |                         |              |                                     |                         |                   |                     |                     |                         |                                       |                                |                                |                                 |                   |                                      |                 |               |
| 151133                                                                 | Changhua Yung Sun       | 06/28/2022   | Active                              | 21                      | 0                 | 0                   | 0.00%               | 21                      |                                       | 6                              | N                              | 2                               |                   | 06/2025                              |                 |               |
| Exc Award (06/30/2023)                                                 |                         |              |                                     |                         |                   |                     |                     |                         |                                       |                                |                                |                                 |                   |                                      |                 |               |
| 150254                                                                 | Changrong               | 06/02/2022   | Active                              | 20                      | 0                 | 0                   | 0.00%               | 20                      |                                       | 26                             | N                              | None                            |                   | 06/2025                              |                 |               |
| Exc Award (06/30/2023)                                                 |                         |              |                                     |                         |                   |                     |                     |                         |                                       |                                |                                |                                 |                   |                                      |                 |               |
| 38707                                                                  | HO MEI L C              | 06/17/1980   | Active                              | 47                      | 0                 | 4                   | -7.84%              | 50                      | 26                                    | 0                              | Y                              |                                 |                   | 06/2025                              |                 | \$2,000.00    |
| Exc Award (06/30/2018, 06/30/2023)                                     |                         |              |                                     |                         |                   |                     |                     |                         |                                       |                                |                                |                                 |                   |                                      |                 |               |
| 57081                                                                  | LU KANG LU CHING        | 06/12/1995   | Active                              | 53                      | 4                 | 2                   | 3.92%               | 50                      | 11                                    | 3                              | Y                              |                                 |                   | 06/2025                              |                 | \$4,000.00    |
| Exc Award (06/30/2018, 06/30/2020, 06/30/2025)                         |                         |              |                                     |                         |                   |                     |                     |                         |                                       |                                |                                |                                 |                   |                                      |                 |               |
| 40267                                                                  | TA CHANG LC             | 07/27/1981   | Active                              | 38                      | 2                 | 0                   | 5.56%               | 36                      |                                       | 3                              | Y                              |                                 |                   | 06/2025                              |                 | \$5,000.00    |
| Exc Award (06/30/2018, 06/30/2020, 06/30/2024)                         |                         |              |                                     |                         |                   |                     |                     |                         |                                       |                                |                                |                                 |                   |                                      |                 |               |
| 63129                                                                  | TA CHUNG HSING          | 05/02/2000   | Active                              | 67                      | 1                 | 0                   | 1.52%               | 69                      |                                       | 1                              | Y                              |                                 | N                 | 10/2025                              |                 | \$3,000.00    |



## Club Health Assessment for District 300D 1 through December 2025

INTERNATIONAL

|                                    |                     |                           |                   |                             |         | Status                              |                | Membership              |                            |                               |                                      |                                  | Reports                               |                                |                                            |                                 | Finance                    |                                      | LCIF                                           |               |
|------------------------------------|---------------------|---------------------------|-------------------|-----------------------------|---------|-------------------------------------|----------------|-------------------------|----------------------------|-------------------------------|--------------------------------------|----------------------------------|---------------------------------------|--------------------------------|--------------------------------------------|---------------------------------|----------------------------|--------------------------------------|------------------------------------------------|---------------|
| Club Number                        | Club Name           | Charter Date              |                   |                             |         | Times in Status Quo in Past 2 Years |                | Current Member Count ** | YTD Members Added          | YTD Members Dropped           | YTD Net Growth% ***                  | Member Count 1 Year Ago          | Dropped Members Avg.Length of Service | Months Since Membership Update | Current Officers Reported ****             | Current President Repeated Term | VP Reported *****          | Last Date Reported Service (mm/yyyy) | Account Balance                                | YTD Donations |
| Exc Award (06/30/2016, 06/30/2017) |                     |                           |                   |                             |         | Active                              |                | 29                      | 6                          | 0                             | 26.09%                               | 24                               | 0                                     | Y                              |                                            |                                 | 12/2025                    |                                      |                                                |               |
| 155918                             | Wusheng             | 09/28/2023                |                   |                             |         |                                     |                |                         |                            |                               |                                      |                                  |                                       |                                |                                            |                                 |                            |                                      |                                                |               |
| Exc Award (06/30/2025)             |                     |                           |                   |                             |         |                                     |                |                         |                            |                               |                                      |                                  |                                       |                                |                                            |                                 |                            |                                      |                                                |               |
| Current Total Clubs Count          | YTD New Clubs Count | YTD Cancelled Clubs Count | YTD Net Club Gain | Current Total Members Count | YTD Add | YTD Drop                            | YTD Net Growth | YTD Net Growth %        | Member Count 12 Months Ago | Average Member Count Per Club | % of Clubs with less than 20 members | % No Officer Report in 12 Months | % of Clubs with balance 90+ days      | Number of Clubs in Status Quo  | % Status Quo Clubs in Financial Suspension | Number of Cancelled Clubs       | Average Cancelled Club Age | Members Lost Due to Cancellation     | % of Clubs Cancelled for Non-Financial Reasons |               |
| 48                                 | 1                   | 0                         | 1                 | 1,617                       | 157     | 61                                  | 96             | 6.31%                   | 1,482                      | 34                            | 17%                                  | 10%                              | 2%                                    | 0                              | 0%                                         | 0                               | 0                          | 0                                    | 0                                              | 0%            |

\* - P - Priority Club. Cancellation Reasons: 1-Objectives/conduct, 2-Non-active club, 5-Non-existing club, 6-Disbanding, 7-Merger, 8-Financial Suspension, 9-District/Multiple District Dues.

\*\* Red denotes below 15 active members.

\*\*\* Red denotes 20% + loss.

\*\*\*\* Y - all 3 (President, Secretary, Treasurer) club officers reported, N - not all 3 reported.

\*\*\*\*\* Abbreviation: N-New, IP-Immediate Past, R-Repeat.





## Club Health Assessment for District 300D 2 through December 2025

|                               |                                                                                    |              | Status                              | Membership              |                   |                     |                     |                         |                                       | Reports                        |                                |                                 |                   | Finance                              | LCIF            |               |
|-------------------------------|------------------------------------------------------------------------------------|--------------|-------------------------------------|-------------------------|-------------------|---------------------|---------------------|-------------------------|---------------------------------------|--------------------------------|--------------------------------|---------------------------------|-------------------|--------------------------------------|-----------------|---------------|
| Club Number                   | Club Name                                                                          | Charter Date | Times in Status Quo in Past 2 Years | Current Member Count ** | YTD Members Added | YTD Members Dropped | YTD Net Growth% *** | Member Count 1 Year Ago | Dropped Members Avg.Length of Service | Months Since Membership Update | Current Officers Reported **** | Current President Repeated Term | VP Reported ***** | Last Date Reported Service (mm/yyyy) | Account Balance | YTD Donations |
| Clubs less than two years old |                                                                                    |              |                                     |                         |                   |                     |                     |                         |                                       |                                |                                |                                 |                   |                                      |                 |               |
| 178649                        | Changhua County Tian Jhong                                                         | 09/19/2024   | Active                              | 26                      | 5                 | 1                   | 18.18%              | 22                      | 1                                     | 0                              | Y                              |                                 |                   |                                      |                 | \$1,000.01    |
|                               | Exc Award (06/30/2025)                                                             |              |                                     |                         |                   |                     |                     |                         |                                       |                                |                                |                                 |                   |                                      |                 |               |
| 175078                        | Changhua Hsien Pu Hsin                                                             | 08/15/2024   | Active                              | 35                      | 3                 | 8                   | -12.50%             | 40                      | 1                                     | 3                              | Y                              |                                 |                   | 10/2025                              |                 | \$1,000.00    |
|                               | Exc Award (06/30/2025)                                                             |              |                                     |                         |                   |                     |                     |                         |                                       |                                |                                |                                 |                   |                                      |                 |               |
| 175077                        | Changhua Hsien Public Garden                                                       | 09/03/2024   | Active(1)                           | 28                      | 18                | 10                  | 40.00%              | 20                      | 1                                     | 0                              | Y                              |                                 |                   |                                      | 90+ Days        |               |
| 157192                        | Nantou County Shan Cheng                                                           | 01/30/2024   | Active                              | 36                      | 4                 | 0                   | 12.50%              | 37                      |                                       | 3                              | Y                              |                                 |                   | 11/2025                              |                 | \$5,000.00    |
| 175076                        | Nantou County Yu Shan                                                              | 08/21/2024   | Active                              | 33                      | 2                 | 4                   | -5.71%              | 34                      | 1                                     | 0                              | Y                              |                                 |                   | 10/2025                              |                 |               |
|                               | Exc Award (06/30/2025)                                                             |              |                                     |                         |                   |                     |                     |                         |                                       |                                |                                |                                 |                   |                                      |                 |               |
| Clubs more than two years old |                                                                                    |              |                                     |                         |                   |                     |                     |                         |                                       |                                |                                |                                 |                   |                                      |                 |               |
| 153287                        | Changhua County Fenghe Dadi                                                        | 01/16/2023   | Active(1)                           | 32                      | 6                 | 0                   | 23.08%              | 24                      |                                       | 4                              | Y                              |                                 |                   | 11/2025                              |                 | \$1,000.00    |
|                               | Exc Award (06/30/2023, 06/30/2025)                                                 |              |                                     |                         |                   |                     |                     |                         |                                       |                                |                                |                                 |                   |                                      |                 |               |
| 153267                        | Changhua County Jing Ying                                                          | 01/16/2023   | Active                              | 22                      | 5                 | 1                   | 22.22%              | 17                      | 4                                     | 2                              | Y                              |                                 |                   | 11/2025                              |                 | \$5,000.00    |
| 153275                        | Changhua County Ru Yuh                                                             | 01/10/2023   | Active                              | 39                      | 12                | 2                   | 34.48%              | 34                      | 2                                     | 0                              | Y                              |                                 |                   | 11/2025                              |                 | \$3,000.00    |
|                               | Exc Award (06/30/2023, 06/30/2025)                                                 |              |                                     |                         |                   |                     |                     |                         |                                       |                                |                                |                                 |                   |                                      |                 |               |
| 128339                        | Changhua County Yong Sheng                                                         | 07/25/2016   | Active                              | 31                      | 5                 | 3                   | 6.90%               | 39                      | 7                                     | 0                              | Y                              |                                 |                   | 09/2025                              |                 | \$2,000.00    |
|                               | Exc Award (06/30/2020, 06/30/2022, 06/30/2024, 06/30/2025)                         |              |                                     |                         |                   |                     |                     |                         |                                       |                                |                                |                                 |                   |                                      |                 |               |
| 149641                        | Changhua Dongluoxi                                                                 | 01/19/2022   | Active                              | 37                      | 10                | 2                   | 27.59%              | 38                      | 2                                     | 0                              | Y                              |                                 |                   | 11/2025                              |                 |               |
|                               | Exc Award (06/30/2025)                                                             |              |                                     |                         |                   |                     |                     |                         |                                       |                                |                                |                                 |                   |                                      |                 |               |
| 54730                         | CHANGHUA HSIEN CHIN HU                                                             | 07/07/1993   | Active                              | 81                      | 8                 | 0                   | 10.96%              | 76                      |                                       | 3                              | Y                              |                                 |                   | 11/2025                              |                 | \$3,000.00    |
|                               | Exc Award (06/30/2020, 06/30/2022, 06/30/2024)                                     |              |                                     |                         |                   |                     |                     |                         |                                       |                                |                                |                                 |                   |                                      |                 |               |
| 54515                         | CHANGHUA HSIEN DA TSUEN                                                            | 05/25/1993   | Active                              | 83                      | 15                | 1                   | 20.29%              | 71                      | 2                                     | 0                              | Y                              |                                 |                   | 10/2025                              |                 | \$1,000.01    |
|                               | Exc Award (06/30/2017, 06/30/2018, 06/30/2020, 06/30/2022, 06/30/2024, 06/30/2025) |              |                                     |                         |                   |                     |                     |                         |                                       |                                |                                |                                 |                   |                                      |                 |               |
| 54354                         | CHANGHUA HSIEN ERH LIN                                                             | 04/15/1993   | Active                              | 138                     | 11                | 3                   | 6.15%               | 129                     | 1                                     | 0                              | Y                              |                                 |                   | 11/2025                              |                 |               |
|                               | Exc Award (06/30/2016, 06/30/2017, 06/30/2018, 06/30/2020, 06/30/2024, 06/30/2025) |              |                                     |                         |                   |                     |                     |                         |                                       |                                |                                |                                 |                   |                                      |                 |               |
| 56690                         | CHANGHUA HSIEN PU YEN                                                              | 03/24/1995   | Active                              | 67                      | 7                 | 0                   | 11.67%              | 67                      |                                       | 2                              | Y                              |                                 |                   | 11/2025                              |                 | \$6,000.00    |
|                               | Exc Award (06/30/2025)                                                             |              |                                     |                         |                   |                     |                     |                         |                                       |                                |                                |                                 |                   |                                      |                 |               |



## Club Health Assessment for District 300D 2 through December 2025

|             |                                                                        |              | Status                              | Membership              |                   |                     |                     |                         |                                       | Reports                        |                                |                                 |                   | Finance                              | LCIF            |               |
|-------------|------------------------------------------------------------------------|--------------|-------------------------------------|-------------------------|-------------------|---------------------|---------------------|-------------------------|---------------------------------------|--------------------------------|--------------------------------|---------------------------------|-------------------|--------------------------------------|-----------------|---------------|
| Club Number | Club Name                                                              | Charter Date | Times in Status Quo in Past 2 Years | Current Member Count ** | YTD Members Added | YTD Members Dropped | YTD Net Growth% *** | Member Count 1 Year Ago | Dropped Members Avg.Length of Service | Months Since Membership Update | Current Officers Reported **** | Current President Repeated Term | VP Reported ***** | Last Date Reported Service (mm/yyyy) | Account Balance | YTD Donations |
| 57057       | CHANGHUA HSIEN RU LIN                                                  | 06/12/1995   | Active                              | 35                      | 3                 | 0                   | 9.38%               | 53                      |                                       | 4                              | Y                              |                                 |                   | 11/2025                              |                 |               |
|             | Exc Award (06/30/2016, 06/30/2020, 06/30/2022, 06/30/2024)             |              |                                     |                         |                   |                     |                     |                         |                                       |                                |                                |                                 |                   |                                      |                 |               |
| 44090       | CHANGHUA HSIEN SHIH HU                                                 | 06/30/1984   | Cancelled(8*)                       | 0                       | 0                 | 16                  | -100.00%            | 16                      | 14                                    | 0                              | N                              | None                            |                   | 01/2025                              | 90+ Days        |               |
| 58360       | CHANGHUA HSIEN TSU EN                                                  | 05/28/1996   | Active                              | 71                      | 5                 | 0                   | 7.58%               | 69                      |                                       | 0                              | Y                              |                                 |                   | 11/2025                              |                 | \$5,000.00    |
|             | Exc Award (06/30/2020, 06/30/2022, 06/30/2025)                         |              |                                     |                         |                   |                     |                     |                         |                                       |                                |                                |                                 |                   |                                      |                 |               |
| 141550      | Changhua Jie Lin                                                       | 05/29/2020   | Active                              | 107                     | 57                | 0                   | 114.00%             | 50                      |                                       | 4                              | Y                              |                                 |                   | 10/2025                              |                 | \$1,000.00    |
| 141517      | Changhua Pu Qing                                                       | 04/29/2020   | Active                              | 11                      | 0                 | 0                   | 0.00%               | 11                      |                                       | 1                              | Y                              |                                 |                   | 09/2022                              |                 |               |
| 38089       | CHANGHUA SEVEN STAR                                                    | 02/04/1980   | Active                              | 37                      | 3                 | 0                   | 8.82%               | 33                      |                                       | 4                              | Y                              |                                 |                   | 11/2025                              |                 | \$3,000.00    |
|             | Exc Award (06/30/2016, 06/30/2017, 06/30/2018, 06/30/2022, 06/30/2024) |              |                                     |                         |                   |                     |                     |                         |                                       |                                |                                |                                 |                   |                                      |                 |               |
| 141482      | Changhua Sheng Xin                                                     | 04/28/2020   | Active                              | 49                      | 6                 | 0                   | 13.95%              | 40                      |                                       | 0                              | Y                              |                                 |                   | 11/2025                              |                 | \$3,000.00    |
|             | Exc Award (06/30/2022, 06/30/2025)                                     |              |                                     |                         |                   |                     |                     |                         |                                       |                                |                                |                                 |                   |                                      |                 |               |
| 148885      | Changhua Wuji                                                          | 11/04/2021   | Active                              | 32                      | 3                 | 0                   | 10.34%              | 29                      |                                       | 2                              | Y                              |                                 |                   | 11/2025                              |                 |               |
|             | Exc Award (06/30/2024)                                                 |              |                                     |                         |                   |                     |                     |                         |                                       |                                |                                |                                 |                   |                                      |                 |               |
| 64363       | CHING SHUI YEN                                                         | 06/04/2001   | Active                              | 18                      | 1                 | 4                   | -14.29%             | 33                      | 1                                     | 1                              | Y                              |                                 |                   | 10/2025                              |                 |               |
| 109612      | ERH LIN SHIH FANG                                                      | 11/03/2010   | Active                              | 34                      | 8                 | 2                   | 21.43%              | 34                      | 4                                     | 0                              | N                              |                                 |                   | 11/2025                              |                 | \$1,000.00    |
|             | Exc Award (06/30/2016, 06/30/2017, 06/30/2024)                         |              |                                     |                         |                   |                     |                     |                         |                                       |                                |                                |                                 |                   |                                      |                 |               |
| 37714       | JWU SHAN L C                                                           | 11/07/1979   | Active                              | 23                      | 0                 | 0                   | 0.00%               | 17                      |                                       | 4                              | Y                              |                                 |                   | 09/2025                              |                 | \$2,000.00    |
|             | Exc Award (06/30/2018, 06/30/2020, 06/30/2025)                         |              |                                     |                         |                   |                     |                     |                         |                                       |                                |                                |                                 |                   |                                      |                 |               |
| 110181      | NA LU WAN                                                              | 01/26/2011   | Active                              | 47                      | 9                 | 0                   | 23.68%              | 38                      |                                       | 2                              | Y                              |                                 |                   | 11/2025                              |                 | \$2,000.00    |
|             | Exc Award (06/30/2022, 06/30/2024, 06/30/2025)                         |              |                                     |                         |                   |                     |                     |                         |                                       |                                |                                |                                 |                   |                                      |                 |               |
| 23393       | NAN TOU                                                                | 06/14/1972   | Active                              | 22                      | 6                 | 0                   | 37.50%              | 11                      |                                       | 3                              | Y                              |                                 |                   | 09/2025                              |                 |               |
|             | Exc Award (06/30/2016, 06/30/2017)                                     |              |                                     |                         |                   |                     |                     |                         |                                       |                                |                                |                                 |                   |                                      |                 |               |
| 54145       | NAN TOU HSIEN CHI CHI                                                  | 02/24/1993   | Active                              | 15                      | 9                 | 0                   | 150.00%             | 15                      |                                       | 0                              | Y                              | 2                               |                   | 03/2020                              |                 |               |
|             | Exc Award (06/30/2016, 06/30/2020, 06/30/2024)                         |              |                                     |                         |                   |                     |                     |                         |                                       |                                |                                |                                 |                   |                                      |                 |               |
| 47886       | NAN TOU HSIEN CHIEN SHAN                                               | 11/18/1987   | Active                              | 34                      | 7                 | 0                   | 25.93%              | 27                      |                                       | 0                              | Y                              |                                 |                   | 09/2025                              |                 | \$1,000.00    |
|             | Exc Award (06/30/2019, 06/30/2025)                                     |              |                                     |                         |                   |                     |                     |                         |                                       |                                |                                |                                 |                   |                                      |                 |               |
| 99193       | NAN TOU HSIEN LU KU                                                    | 04/23/2007   | Active                              | 26                      | 0                 | 2                   | -7.14%              | 25                      | 1                                     | 0                              | Y                              |                                 |                   | 09/2025                              |                 |               |
|             | Exc Award (06/30/2020, 06/30/2024)                                     |              |                                     |                         |                   |                     |                     |                         |                                       |                                |                                |                                 |                   |                                      |                 |               |



## Club Health Assessment for District 300D 2 through December 2025

|             |                                                                                    |              | Status                              | Membership              |                   |                     |                     |                         |                                       | Reports                        |                                |                                 |                   | Finance                              | LCIF            |               |
|-------------|------------------------------------------------------------------------------------|--------------|-------------------------------------|-------------------------|-------------------|---------------------|---------------------|-------------------------|---------------------------------------|--------------------------------|--------------------------------|---------------------------------|-------------------|--------------------------------------|-----------------|---------------|
| Club Number | Club Name                                                                          | Charter Date | Times in Status Quo in Past 2 Years | Current Member Count ** | YTD Members Added | YTD Members Dropped | YTD Net Growth% *** | Member Count 1 Year Ago | Dropped Members Avg.Length of Service | Months Since Membership Update | Current Officers Reported **** | Current President Repeated Term | VP Reported ***** | Last Date Reported Service (mm/yyyy) | Account Balance | YTD Donations |
| 53916       | NAN TOU HSIEN SHOEI SHIOW<br>Exc Award (06/30/2018, 06/30/2024, 06/30/2025)        | 12/21/1992   | Active                              | 41                      | 2                 | 4                   | -4.65%              | 42                      | 4                                     | 4                              | Y                              |                                 | N                 | 11/2025                              |                 | \$1,000.00    |
| 115355      | NAN TOU TSAO HSIEH TUN<br>Exc Award (06/30/2017, 06/30/2020, 06/30/2022)           | 10/28/2011   | Active                              | 61                      | 8                 | 1                   | 12.96%              | 60                      | 22                                    | 0                              | Y                              |                                 |                   | 11/2025                              |                 | \$8,000.01    |
| 152878      | Nantou County Bai Ye Xing                                                          | 10/27/2022   | Active                              | 10                      | 0                 | 0                   | 0.00%               | 10                      |                                       | 17                             | Y                              | 2                               |                   |                                      |                 |               |
| 121264      | Nantou County Pine Ridge<br>Exc Award (06/30/2023)                                 | 01/28/2014   | Active                              | 38                      | 5                 | 1                   | 11.76%              | 36                      | 8                                     | 0                              | Y                              |                                 |                   | 10/2025                              |                 |               |
| 153303      | Nantou County Yong Peng<br>Exc Award (06/30/2023)                                  | 01/16/2023   | Active                              | 11                      | 0                 | 0                   | 0.00%               | 11                      |                                       | 6                              | Y                              |                                 |                   | 09/2025                              |                 |               |
| 149267      | Nantou Shuyu<br>Exc Award (06/30/2024, 06/30/2025)                                 | 12/15/2021   | Active                              | 31                      | 1                 | 0                   | 3.33%               | 30                      |                                       | 3                              | Y                              |                                 |                   | 11/2025                              |                 |               |
| 32023       | PULI L C<br>Exc Award (06/30/2016, 06/30/2017, 06/30/2018, 06/30/2019, 06/30/2024) | 04/06/1976   | Active                              | 49                      | 8                 | 0                   | 19.51%              | 41                      |                                       | 4                              | Y                              |                                 |                   | 11/2025                              |                 | \$3,000.00    |
| 152884      | Qiancheng                                                                          | 10/31/2022   | Active(1)                           | 10                      | 0                 | 0                   | 0.00%               | 10                      |                                       | 20                             | Y                              | 2                               |                   |                                      |                 |               |
| 49456       | SHUI LI NAN TOU HSIEN<br>Exc Award (06/30/2018, 06/30/2022, 06/30/2023)            | 04/27/1989   | Active                              | 25                      | 0                 | 0                   | 0.00%               | 26                      |                                       | 6                              | Y                              | 2                               |                   | 04/2022                              |                 |               |
| 87775       | WU SHE<br>Exc Award (06/30/2016, 06/30/2017)                                       | 04/12/2005   | Active                              | 20                      | 0                 | 0                   | 0.00%               | 20                      |                                       | 4                              | Y                              |                                 |                   | 10/2025                              |                 |               |
| 117522      | YUAN CHING<br>Exc Award (06/30/2016, 06/30/2017, 06/30/2019)                       | 09/12/2012   | Active                              | 54                      | 0                 | 0                   | 0.00%               | 56                      |                                       | 4                              | Y                              |                                 |                   | 10/2025                              |                 |               |
| 23467       | YUAN LIN<br>Exc Award (06/30/2016, 06/30/2018, 06/30/2020, 06/30/2022, 06/30/2025) | 10/13/1968   | Active                              | 151                     | 16                | 7                   | 6.34%               | 139                     | 10                                    | 0                              | Y                              |                                 |                   | 10/2025                              |                 | \$3,000.00    |
| 54518       | YUAN LIN CHINN LONG<br>Exc Award (06/30/2017, 06/30/2018, 06/30/2020)              | 05/25/1993   | Active                              | 29                      | 1                 | 0                   | 3.57%               | 32                      |                                       | 4                              | Y                              |                                 |                   | 11/2025                              |                 | \$1,000.00    |



## Club Health Assessment for District 300D 2 through December 2025

INTERNATIONAL

|                           |                     |                           |                   |                             |         | Status                              |                | Membership              |                            |                               |                                      |                                  | Reports                               |                                |                                            |                                 | Finance                    |                                      | LCIF                                           |
|---------------------------|---------------------|---------------------------|-------------------|-----------------------------|---------|-------------------------------------|----------------|-------------------------|----------------------------|-------------------------------|--------------------------------------|----------------------------------|---------------------------------------|--------------------------------|--------------------------------------------|---------------------------------|----------------------------|--------------------------------------|------------------------------------------------|
|                           |                     |                           |                   |                             |         | Times in Status Quo in Past 2 Years |                | Current Member Count ** | YTD Members Added          | YTD Members Dropped           | YTD Net Growth***                    | Member Count 1 Year Ago          | Dropped Members Avg.Length of Service | Months Since Membership Update | Current Officers Reported ****             | Current President Repeated Term | VP Reported *****          | Last Date Reported Service (mm/yyyy) | Account Balance                                |
| Club Number               | Club Name           |                           | Charter Date      |                             |         |                                     |                |                         |                            |                               |                                      |                                  |                                       |                                |                                            |                                 |                            |                                      |                                                |
| Current Total Clubs Count | YTD New Clubs Count | YTD Cancelled Clubs Count | YTD Net Club Gain | Current Total Members Count | YTD Add | YTD Drop                            | YTD Net Growth | YTD Net Growth %        | Member Count 12 Months Ago | Average Member Count Per Club | % of Clubs with less than 20 members | % No Officer Report in 12 Months | % of Clubs with balance 90+ days      | Number of Clubs in Status Quo  | % Status Quo Clubs in Financial Suspension | Number of Cancelled Clubs       | Average Cancelled Club Age | Members Lost Due to Cancellation     | % of Clubs Cancelled for Non-Financial Reasons |
| 42                        | 0                   | 1                         | -1                | 1,779                       | 269     | 72                                  | 197            | 12.45%                  | 1,662                      | 42                            | 14%                                  | 0%                               | 2%                                    | 0                              | 0%                                         | 1                               | 42                         | 16                                   | 0%                                             |

\* - P - Priority Club. Cancellation Reasons: 1-Objectives/conduct, 2-Non-active club, 5-Non-existing club, 6-Disbanding, 7-Merger, 8-Financial Suspension, 9-District/Multiple District Dues.

\*\* Red denotes below 15 active members.

\*\*\* Red denotes 20% + loss.

\*\*\*\* Y - all 3 (President, Secretary, Treasurer) club officers reported, N - not all 3 reported.

\*\*\*\*\* Abbreviation: N-New, IP-Immediate Past, R-Repeat.